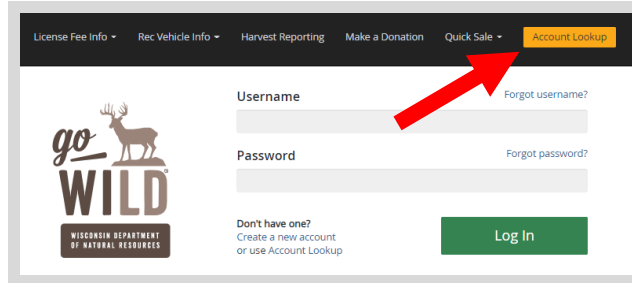


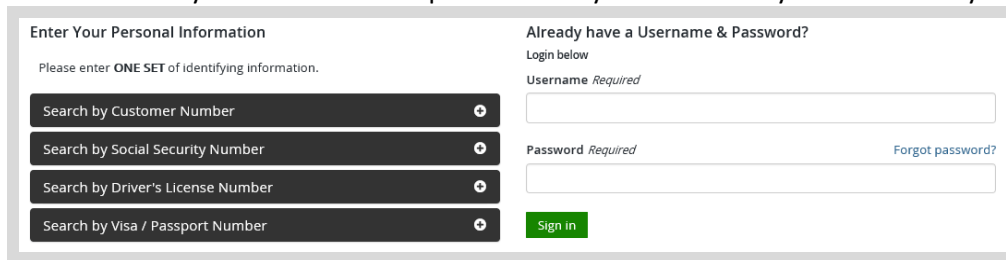
HOW TO: Transfer a titled boat in Go Wild

STEP 1: Log into your Go Wild account

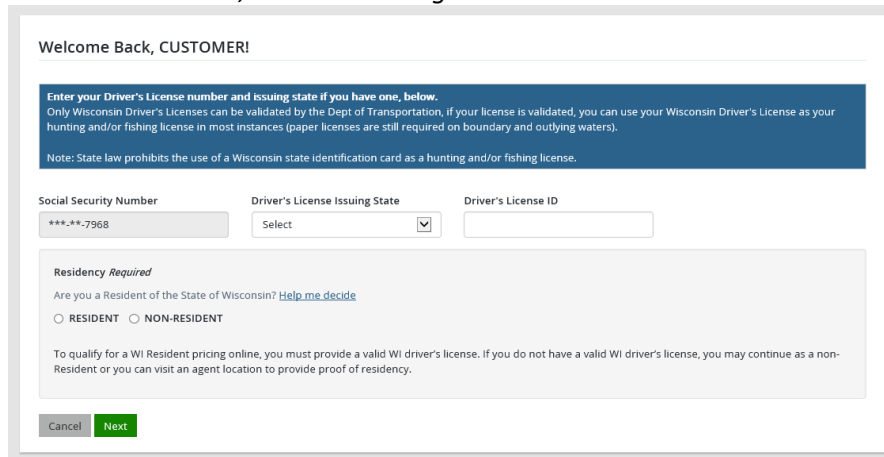
- **Visit the website gowild.wi.gov.** If you have already set up a username/password for your account, you may log in directly using that. If you have not yet created a username/password, use the "Account Lookup" option to search for your account or create a new account if necessary.



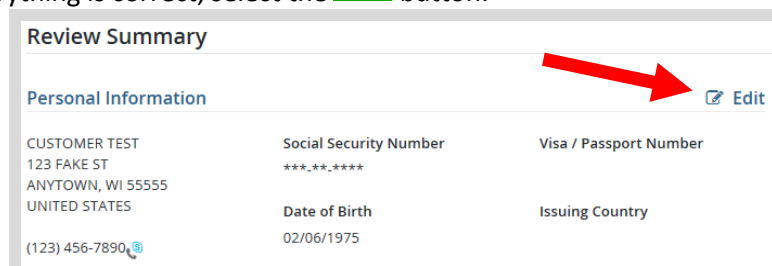
- **Access your Account** - Search for your existing customer record using one of the four personal information options on the left. Or enter your username and password for your account if you have already created one.



- **Welcome Back!** Enter your driver license information (optional). If you do not wish to enter your driver license, leave both the DL state and DL number blank. Next indicate your state residency (Wisconsin resident or nonresident). If you are unsure of your state residency, select the [Help me decide](#) link. *Note: To change your residency from nonresident to resident, all customers age 18 and over must include a WI driver license number.*

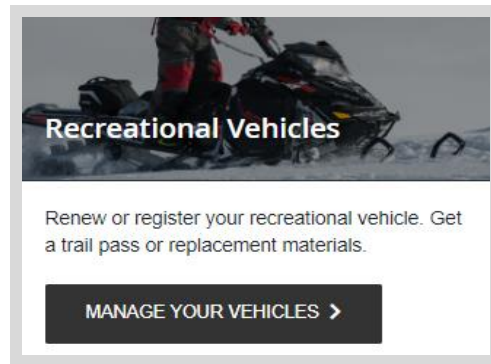


- **Review Summary.** Check your personal information for accuracy. If changes need to be made, select the [Edit](#) icon. If everything is correct, select the [Yes](#) button.

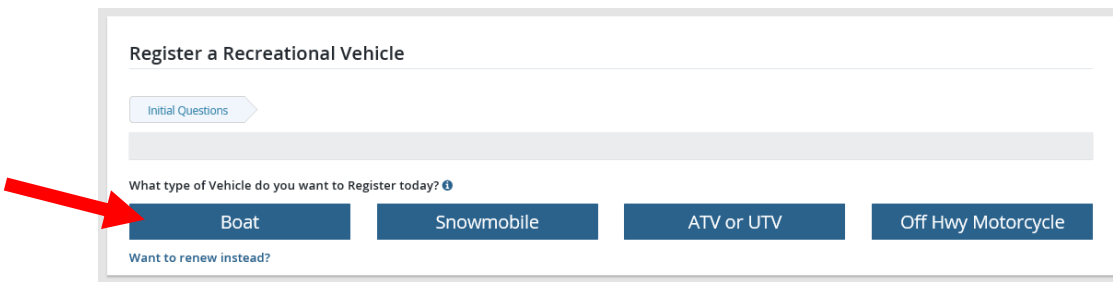


STEP 2: Register the vehicle

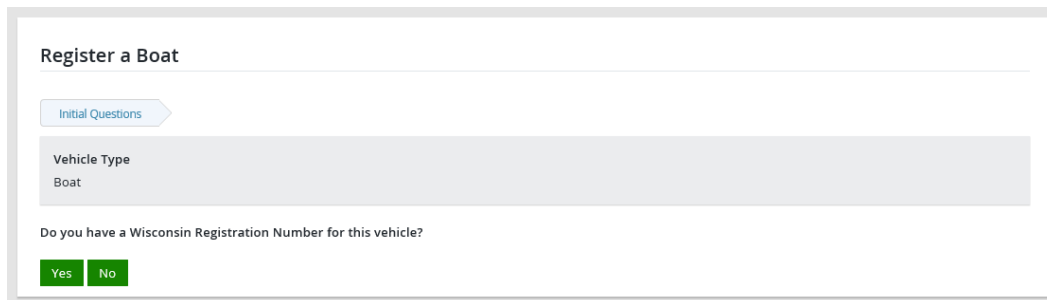
- **Customer Homepage.** Locate the Recreational Vehicles section and select MANAGE YOUR VEHICLES.



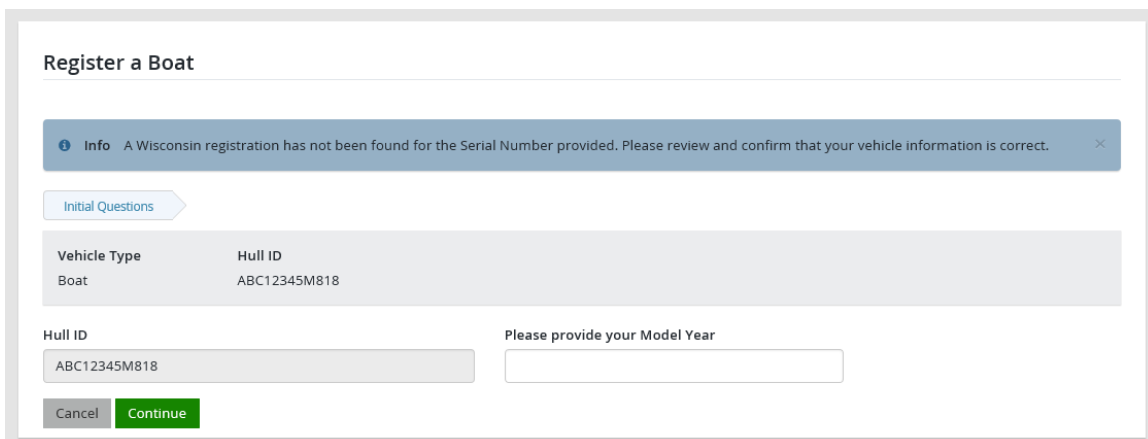
- **Select the Boat button.** Click on the  icon for vehicle definitions and descriptions.

A screenshot of a web form titled "Register a Recreational Vehicle". It includes a link for "Initial Questions". Below that, it asks "What type of Vehicle do you want to Register today?" with an info icon. There are four buttons: "Boat", "Snowmobile", "ATV or UTV", and "Off Hwy Motorcycle". A red arrow points to the "Boat" button. At the bottom left, there is a link that says "Want to renew instead?".

- **Vehicle Search.** If the vehicle has been registered in Wisconsin before, and you have the Wisconsin registration number, select YES and enter it. If not, select NO.

A screenshot of a web form titled "Register a Boat". It includes a link for "Initial Questions". Below that, it shows "Vehicle Type" as "Boat". It then asks "Do you have a Wisconsin Registration Number for this vehicle?" with "Yes" and "No" buttons.

- **Enter Hull ID Number.** If no registration number (the registration number begins with a WS followed by 4 numbers and then two letters) is available, please enter the boat's hull ID number (the hull ID number is stamped into the hull of the boat). Once entered correctly select continue. If the vehicle is not found, you will also be prompted to enter the model year.

A screenshot of a web form titled "Register a Boat". At the top, there is a blue error message box that says: "Info A Wisconsin registration has not been found for the Serial Number provided. Please review and confirm that your vehicle information is correct." Below this is a link for "Initial Questions". The form shows "Vehicle Type" as "Boat" and "Hull ID" as "ABC12345M818". There are two input fields: "Hull ID" (containing "ABC12345M818") and "Please provide your Model Year". At the bottom are "Cancel" and "Continue" buttons.

- Vehicle confirmation.** If it was registered in Wisconsin before, it will be found in the database. If not, the system will assume it is a new registration for Wisconsin. Use the information on the screen to confirm the vehicle is correct. If not, select NO and search again. Otherwise select YES if it is correct.

Register a Boat

Info A Wisconsin registration has not been found for the Serial Number provided. Please review and confirm that your vehicle information is correct.

Initial Questions

Vehicle Type	Hull ID	Model Year
Boat	ABC12345D919	2019

Is this the vehicle you wish to register?

- Serial/Hull ID number verification.** How did you confirm the hull ID (VIN) on your vehicle? Pick the one that most closely matches the document you copied the serial number from. Select Continue.

Register a Recreational Vehicle

Initial Questions

Vehicle Type	Registration Number	Hull ID	Make	Model	Model Year
Boat	7524AM	BUJ15581M83D	BASS	tracker	1983

How was the serial number on your recreational vehicle verified?

Registration Certificate
 MSO (Manufacturer's Statement of Origin)
 Title
 Dealer
 Supporting Document/Bill of Sale
 Recreational Vehicle Itself

- Vehicle Information.** Enter the specifications of your vehicle that are missing in the record. *NOTE: If the boat was registered in Wisconsin before most fields will already be completed and cannot be changed. **Out of State Registration.** Check "yes" or "no" if your boat was previously registered in another state. If yes, you will be prompted to enter the State and the Out of State Registration number. Select Continue.*

Boat Information

Initial Questions **Vehicle Information**

Vehicle Type	Hull ID	Model Year
Boat	ATR12345B819	2019

Please provide the following information about your vehicle:
Unless otherwise noted, all fields are required

Make:
 Model:
 Nickname *Optional*:

Length (ft):
 Length (in):
 Hull Material:

Boat Type:
 Engine Type:
 Propulsion Type:
 Fuel Type:

Boat Use:

Was the boat previously registered in a state other than Wisconsin?

Yes
 No

- **Purchase Information.** Enter the name and address of the person or business that sold you the boat.

Purchase Information

Initial Questions > Vehicle Information > Fleet > Purchase Information

Vehicle Type	Registration Number	Hull ID	Make	Model	Model Year
Boat	7524AM	BUJ15581M83D	BASS	tracker	1983

Unless otherwise noted, all fields are required

Who did you obtain this vehicle from?

Name

Address

City

State / Province

Postal Code

Federal Tax ID (if purchased at a Dealer)

- **Tax Information.** Enter the date purchased and the Wisconsin county it will be primarily used/kept in. Enter the amount you paid for the vehicle. **IMPORTANT:** Make sure to answer all trade in and tax exemption questions. Select the "More Information" if you need explanation.

Tax Information

A 5% WI sales tax must be collected for all nonexempt private party or dealer sales. County and stadium use taxes may also apply and are based on where the vehicle is primarily kept/used while in Wisconsin. Credit will be given for state and local taxes previously paid by the registration (i.e. tax paid in another state where the sale took place).

NOTE: customers who dual register their vehicle in Wisconsin and another state are subject to sales tax if they have not paid state and local taxes.

Purchase Date

Wisconsin County Primarily Used In

Purchase Amount [More Information](#)

Was a trade-in included in the purchase?
 Yes
 No

Is the purchase eligible for tax exemption? [More Information](#)
 Yes
 No

Taxable Amount

- **Lien Information.** If you have taken out a loan for the purchase of the boat, select the [+ Add Lien Holder](#) link and enter the lienholder information in the new window. Once the lienholder information is entered make sure to click the button. If there is no lien, select Continue.

Lien Information


Initial Questions > Vehicle Information > Fleet > Purchase Information

Vehicle Type	Hull ID	Make	Model	Model Year
Boat	ABC12345A819	Ranger	Fish Master	2019

If you have a lien on your boat, select "Add Lien Holder." Otherwise, select "Continue" below.

[+ Add Lien Holder](#)

No liens to display



Add Lien Holder

Unless otherwise noted, all fields are required

Lien Holder Name

Country

Address

Address 2 (Optional)

City

State / Province

Postal Code

- **Additional Owners.** Boats 16 feet and over may have multiple owners listed. Select the [Add Individual](#) link if you wish to add an additional owner to your boat title. The additional owner will need to have a DNR account.

Additional Owners

Initial Questions
Vehicle Information
Fleet
Purchase Information
Additional Owners

Vehicle Type	Hull ID	Make	Model	Model Year
Boat	ATR12345B819	Lund	Fish Hunter	2019

Owners

You are the primary owner. Add additional owners by clicking 'Add Individual'. If you add additional owners, you must choose how the vehicle will be owned.

Primary Owner: Test, James

And / Or	Name	Actions
And		
Add Individual		
<input type="button" value="Cancel"/>	<input type="button" value="Continue"/>	

- **Registration Summary Page.** View the summary of the information you have entered for your vehicle to ensure accuracy. Make sure to take note of any Pending Reasons at the bottom of the page. More information may be required before your registration can be completed. (Example: You may need to mail in a Wisconsin or out of state Certificate of Title). Select if you are satisfied with the information.

Pending Reasons

Wisconsin Certificate of Title To process your boat registration application you must submit the ORIGINAL Wisconsin Certificate of Title with all required signatures. Copies are not accepted. A Wisconsin Certificate of Title is a full size sheet of paper with a tan or orange colored background.

I certify the information and statements provided on this application are true, accurate, and complete. I understand that intentionally falsifying an application for the title and/or making a false statement may be punished under:

- s. 30.547, Wis. Stats., by a maximum fine of \$10,000 or imprisonment up to 6 years, or both for boats
- s. 23.33(2h), Wis. Stats., by a maximum forfeiture penalty of \$452.50 for all-terrain and utility-terrain vehicles
- s. 350.12(3i), Wis. Stats., by a maximum forfeiture penalty of \$452.50 for snowmobiles
- s. 23.335(5m), Wis. Stats., by a maximum forfeiture penalty of \$452.50 for off highway motorcycles

- **Shopping Cart.** Review all payment lines and note your payment total. Select your Payment Type (Credit Card or Checking Account) and select . Or select Keep Shopping to purchase more.

Shopping Cart

[Remove all from cart](#)

Titled Boat Registration (16 ft to less than 26 ft) 7524AM 202004220002 BASS tracker 1983 Valid From 4/22/2020 - 3/31/2022	<input type="button" value="Remove"/> \$0.00
Boat Title 7524AM 202004220002 BASS tracker 1983	\$5.00
County Tax 7524AM 202004220002	\$5.00
State Tax 7524AM 202004220002	\$50.00
Boat Lien 7524AM 202004220002	\$5.00
Boat Transfer Fee 7524AM 202004220002	\$3.75
Subtotal:	\$68.75
Payment Type: Credit Card	<input type="button" value="Checkout"/>

STEP 3: Make payment and print your temporary operating receipt

- **Shipping Details.** Enter the location you would like your items shipped and select NEXT. *Note: The system will check the address for any errors and recommend address adjustments if necessary.*

Shipping Details

First Name *Required* Middle Name Last Name *Required* Suffix

Organization Phone Number Email Address

Address *Required*

Address 2

City *Required*

State / Province *Required*

Postal Code *Required*

Country *Required*

- **Donations:** Make a donation to the Cherish Wisconsin Fund. You may select one of the predetermined amounts or select Other to enter in a specific amount.

Make a donation today:

- **Make Payment.** Check the screen for reminders and confirm the total. A convenience fee of 2% will be added to your total when a credit card is used. Select when ready.
- **Payment Processing.** Scroll to the bottom and enter your credit card (or checking account) information. Select the red Continue button when finished.

Payment Method


Card Number

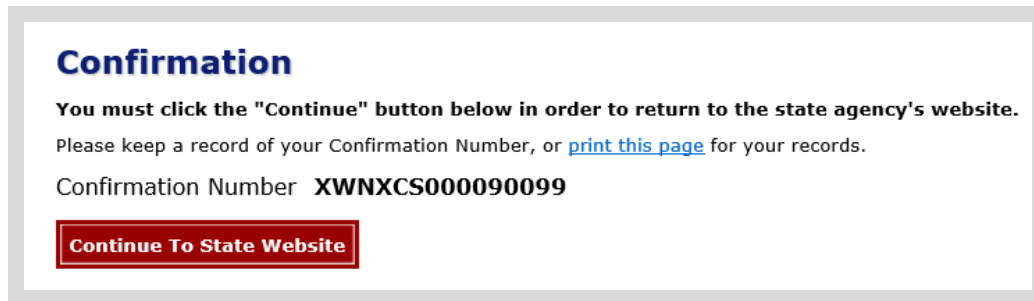
Expiration Date Month Year

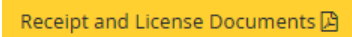
Card Security Code

Card Billing Address Use my contact information address
 Use a different address

A convenience fee will be charged for this transaction. This fee amount will display on the next page where you will be able to cancel or confirm your payment.

- **Review Payment.** The last step before the license purchase is final. Confirm your payment details, payment method, Billing address, and contact info on the screen. Select  when finished.
- **Confirmation.** Your purchase is final, but you are not done yet! Copy down the confirmation number or print the screen. Then select the red [Continue To State Website](#) button to return and print your license documents.



- **Printing your license.** Now back in the Go Wild site, scroll down and select the  button to open your receipt documents for printing.

****IMPORTANT INFORMATION:** To complete your title transfer and registration, boats 16 feet and longer require additional documentation to be submitted. The final page of your receipt will include a document called a Pending Letter. Please read and follow the instructions on the letter. (Example: You may need to mail in a Wisconsin Certificate of Title, Out of State title, MSO, lien release, etc). You will not receive your new title or registration materials until all items listed on the letter are received.