



Wisconsin Conservation Congress
 BEAR COMMITTEE
 Meeting Minutes

WCC Meeting Minutes
 Form 8300-026 (R 11/17) Page 1 of 3

ORDER OF BUSINESS	12/03/2022	9:30 AM	MEAD VISITOR CENTER
-------------------	------------	---------	---------------------

I. ORGANIZATIONAL MATTERS

A. CALL TO ORDER

Meeting called to order by	Mike Rogers at	9:31 AM
----------------------------	----------------	---------

B. ROLL CALL

ATTENDEES	Pat Quaintance, Dave Mabie, Gary Mabie, Cody Gadow, Dennis Jones, David Lois, Brian Haydin, Hunter Denison, Curt Loew, Connie Polzin, Jeffrey Thums, Arlen Heistad, Wayne Klett, Perry Hurlburt, Daniel Haydin, Joe Stuchlack, Jeff Johnson, Lauren Vransy, Scott Strook, Bob Knorr, Chris Wegner, Chucker Dreher, Mike Murphy, Al Lobner, Mike Rogers, Randy Johnson, Jennifer Price Tack, Kelly Crotty,
EXCUSED	
UNEXCUSED	Jim Young, Scott Plocar
GUESTS	Mellissa Smith, Amy Mueller, Lois Lehman, Glorian Klein, Brian Giles, Oliver Starr, Laurie Groskopf, Scott McAuley, Diane Cain, John Calabrese, Valerie Gibbons, Maria Christina, Marya Bradley, Linda Hendrix, Kathleen Presnell, Linda Deppe, Jean Voss, Kelli Willis, Cynthia Samels.

C. AGENDA APPROVAL/REPAIR

DISCUSSION	
ACTION	Motion to proceed with Agenda as written by Mike Murphy 2nd by Connie Polzin. Motion carried.

D. REVIEW COMMITTEE MISSION STATEMENT

DISCUSSION	Committee felt Mission Statement is good as written.
ACTION	Motion to accept the Mission Statement as is by Al Lobner 2nd by Chucker Dreher. Motion carried.

E. PUBLIC COMMENTS

DISCUSSION	Laurie Groskopf asked if Zone B could be allowed more permits as she felt there were plenty of bear in her locality. Scott McAuley also presented the committee with a leg snare as another way to harvest bears. Lois Lehman, Gloriann Klein, Amy Mueller, Josh Mueller, John Calabrese, Valerie Gibbons, Maria Christina, Marya Bradley, and Linda Hendrix, all spoke of a variety of concerns with the current bear baiting, training, and hunting season.
ACTION	No action taken

II. INFORMATION & ACTION ITEMS

A. Adjust Bear Baiting Time Period

Linda Deppe

DISCUSSION	Mike Rogers read the resolution and the question. At this time there is nothing that would indicate that baiting this long period has an effect on the bears. However, the bear team will be conducting a study to verify that this is in fact the case. The process will require a hair sample from a number of bears and after studying this sample they will be able to determine what amount of processed food that they eat.
ACTION	Motion to reject by Pat Quaintance 2nd by Dave Mabie. Motion carried unanimously.
PERSON(S) RESPONSIBLE	DEADLINE

B. Ban Chocolate Bait

Kelli Willis

DISCUSSION	Mike Rogers read the resolution and question. There has been a case in Wisconsin over a decade ago where 2 bears had died due to eating too much chocolate. However, the DNR in cooperation with the WBHA informed Wis. hunters that they should only feed bears minimum amounts of chocolate in the bait. Although there have been other bears that have died in other states there is no evidence of any more deaths in Wisconsin.
ACTION	Motion to reject by Pat Quaintance 2nd by Lauren Vransy. Motion carried.
PERSON(S) RESPONSIBLE	DEADLINE

--	--

C. Bear Bait Regulations

Cynthia Samels

DISCUSSION	Mike Rogers again read the resolution and question. Kelly Crotty from LE expressed his concern about having enough manpower to patrol this perceived problem and if this is justified. Most hunters live by the rules but it takes a lot of manpower just to administer these changes. Lauren Vransy felt that these changes would have little impact.	
ACTION	Motion to reject by Chuck Dreher 2nd by Gary Mabie. Motion carried.	
PERSON(S) RESPONSIBLE		DEADLINE

D. Eliminate bear training period

Kathleen Presnell

DISCUSSION	Mike Rogers again read the resolution and question. Kathleen feels it is unnecessary to have a bear training season. Lauren Vransy on the other hand feels it takes up to 5 years of training to get a hound to do what is expected of the hound. There were some inaccuracies in the resolution that were noted by committee members.	
ACTION	Motion to reject by Dennis Jones 2nd by Mike Murphy. Motion carried.	
PERSON(S) RESPONSIBLE		DEADLINE

E. Prohibit chocolate in bear bait

Jean Voss

DISCUSSION	This question was relatively the same as II B and had the same information.	
ACTION	Motion to reject by Connie Polzin 2nd by Chucker Dreher. Motion carried.	
PERSON(S) RESPONSIBLE		DEADLINE

F. Reduce hound training period

Lois Lehman

DISCUSSION	Mike Rogers again read the resolution. The author requested that the training season be broken up into 3 two week periods. There were other portions of the bear season that she did not like that she mentioned as well.	
ACTION	Motion to reject by Jeff Johnson 2nd by Mike Murphy. Motion carried.	
PERSON(S) RESPONSIBLE		DEADLINE

G. Research Updates

Jennifer Price Tack

DISCUSSION	Jennifer Price Tack spoke on the bear reproduction study, hair snare study, and how effective are abatement measures that are currently being used at this time. Survival rates of cubs are being studied she also said that they are trying to determine if sows that are eating corn have more frequent litters. Jennifer also stated that there were 844 hair snares set out to determine the population and genetics as well. Over 6000 hair samples were sent to the lab to be analyzed.	
ACTION	none	
PERSON(S) RESPONSIBLE		DEADLINE

H. 2022 Harvest Summary, 2023 Quotas, Damage Permits, Conflicts

Randy Johnson

DISCUSSION	Randy went over the season harvest summary and then the proposed season harvest for next year. Last years harvest quota state wide was 4500 bears but the actual was just over 4100 bears. This years harvest quota will be basically the same. Zone A is being managed to maintain the current population. Zone B is being managed to level off at this time.	
------------	--	--

BEAR COMMITTEE

	The objective is to maintain in Zone C. Zone D is hoping to decrease population. Zone E is expecting to maintain the current population. Zone F will be receiving more permits but expecting to maintain the population. Nuisance complaints have been consistent statewide the last three years. Rusk and Sawyer County had the most captures.	
ACTION	Motion to forward to the NRB the quotas suggested by the DNR Bear Committee by Chucker Dreher and 2nd by Mike Murphy. Motion carried with 3 people opposed.	
PERSON(S) RESPONSIBLE		DEADLINE

I. Law Enforcement Updates

Kelly Crotty

DISCUSSION	Kelly enlightened the members that you can now affix a bottom under your stumps. He also went over some citations that were issued. He also mentioned that they have 9 recruits which will help to fill vacancies. Currently they are 6 wardens short but they will be losing more as time goes on. It was encouraged that if you have a new warden in the area take him along and show him what your sport is about.	
ACTION	none	
PERSON(S) RESPONSIBLE		DEADLINE

III. MEMBERS MATTERS

DISCUSSION	Pat Quaintance was the only one with a comment. Mike Rogers did make note of the passing of Ralph Fritsch our most recent Vice Chair.	
ACTION	Motion to adjourn by Mike Murphy 2nd by Dave Lois. Motion carried.	

IV. ADJOURNMENT

MEETING ADJOURNED	12:39 PM
SUBMITTED BY	Al Lobner
DATE	12/03/2022

2022 Wisconsin Bear Season Review

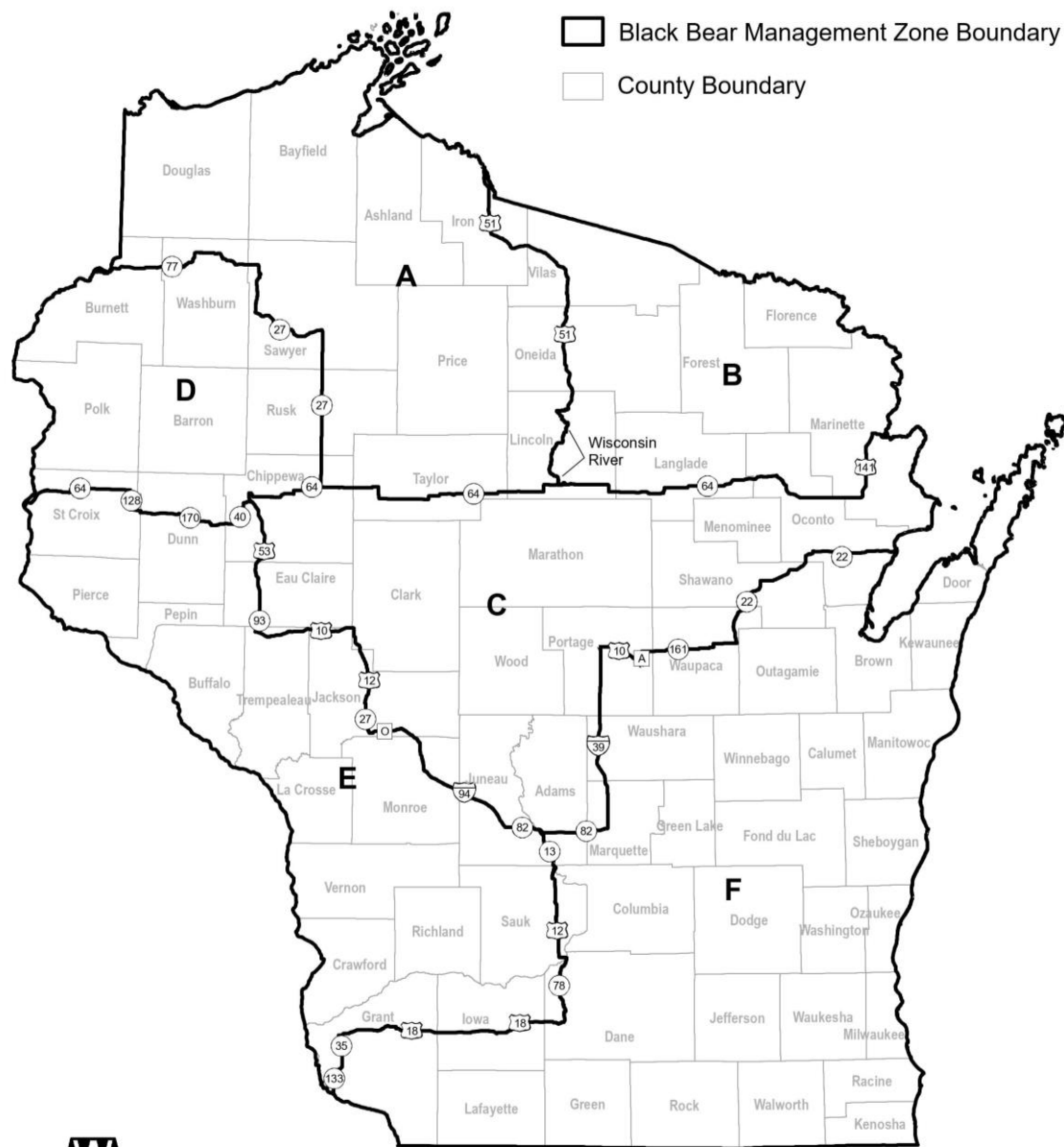
Randy Johnson

DNR Large Carnivore Specialist

November 30, 2022

Black Bear Management Zone Boundary

County Boundary



Revised 7/1/2020

2022 Wisconsin Bear Permit Drawing Summary

136,463 total applicants (new high)

Licenses issued:

- Residents: 94.3%
- Non-res: 5.7%

Change in min. points:

- A: +1
- B: +1
- C: no change
- D: no change
- E: no change
- F: +1

Permit Issuance by Zone			
Zone	Minimum # Points Needed in 2022	# of Permits Applicants in 2022	# of Permit Winners in 2022
A	9	12,780	1805
B	12	6713	1430
C	2	7413	3000
D	2	6759	3680
E	1	1968	1968
F	2	670	250

** An additional 100,160 people applied for a preference point only.*

2022 Black Bear Harvest Quota and Harvest by Bear Zone

Includes LTH (n=8) and Damage (n=55), and Ojibwe harvest (n=38)

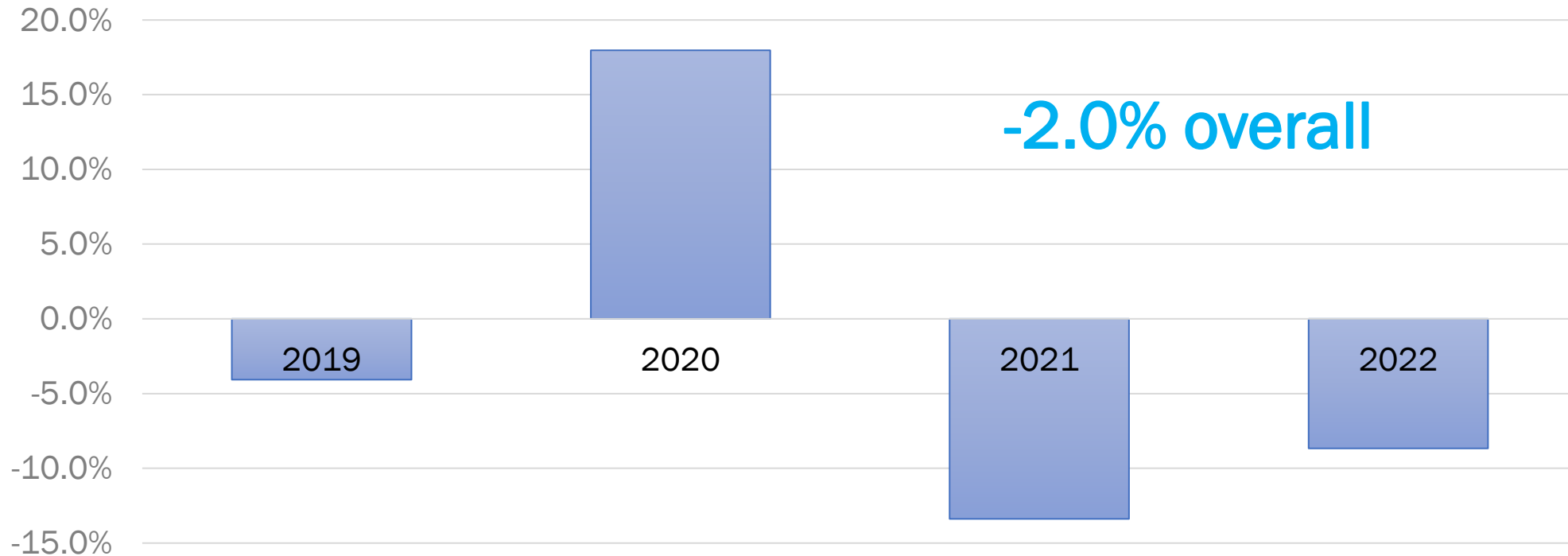
Zone	2022 Harvest Target	2022 Harvest	% of Quota
A	1,075	1,192	110.9%
B	800	852	106.5%
C	600	649	108.2%
D	1,800	1,266	70.3%
E	200	134	67.0%
F	25	17	68.0%
Unknown			
Total	4,500	4,110	91.3%

Comparison of 2021 to 2022

Includes LTH, Damage and Tribal Harvest

Zone	2021			2022		
	<u>Quota</u>	<u>Harvest</u>	<u>% of Quota</u>	<u>Quota</u>	<u>Harvest</u>	<u>% of Quota</u>
A	1,100	1,258	114.3%	1,075	1,192	110.9%
B	750	721	96.1%	800	852	106.5%
C	600	484	80.7%	600	649	108.2%
D	1,800	1,258	69.9%	1,800	1,266	70.3%
E	160	100	62.5%	200	134	67.0%
F	30	25	83.3%	25	17	68.0%
Total	4,440	3,846	86.6%	4,500	4,110	91.3%

% Difference Between Total Harvest and Total Quota
includes damage, LTH, and Ojibwe harvest



4-year average % differences between harvest and quota by zone

**data does not reflect zone changes in 2021; E and F are 2-year averages*

A: +12.4%

D: -10.4%

B: -1.9%

E: -35.3%

C: +2.9%

F: -24.3%

2022 Black Bear Permit Success by Bear Zone

Does not include Ojibwe, Damage, or LTH bear harvest

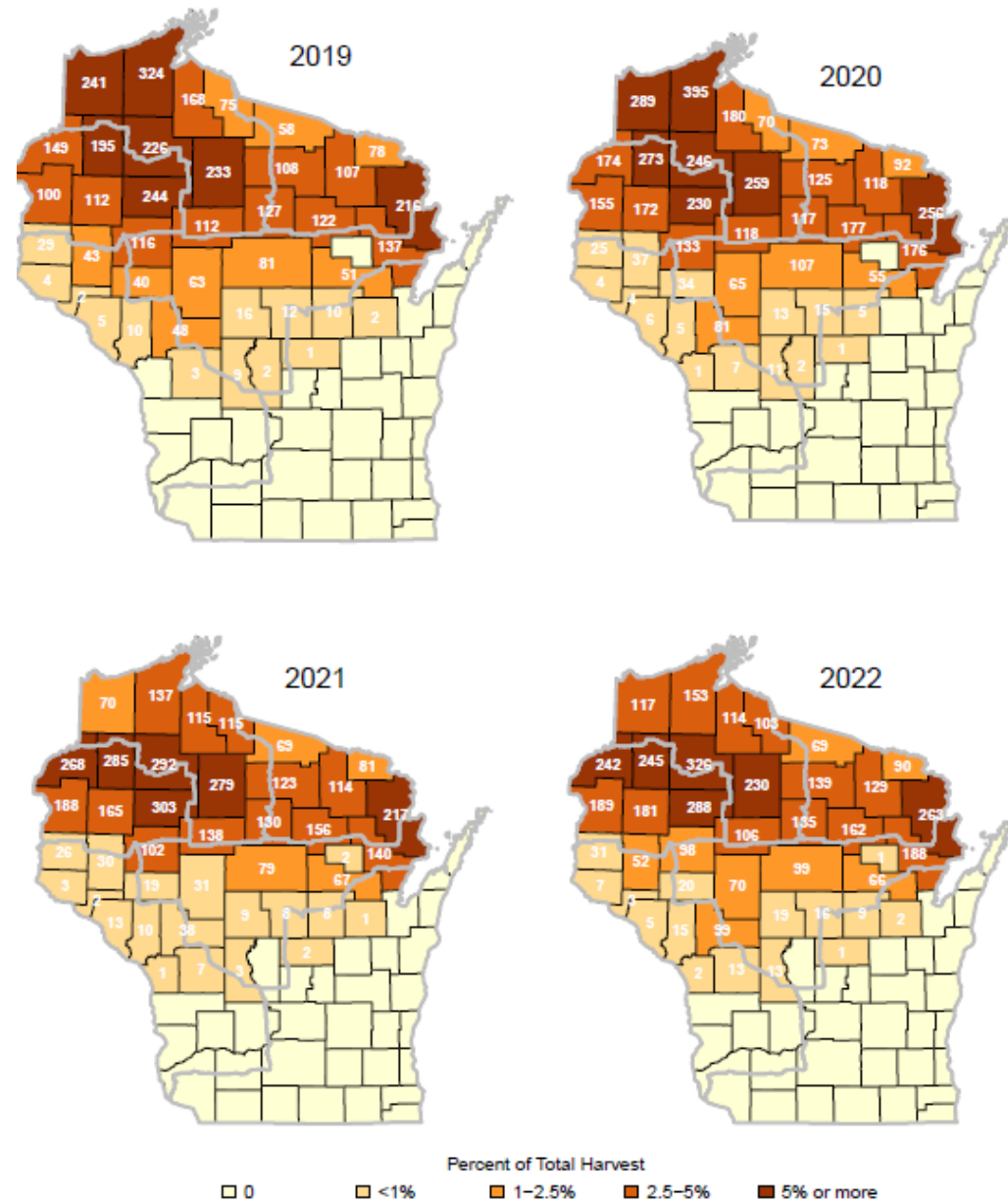
Zone	Permits Issued	Reported Harvest ¹	2022 Permit Success	2018-2021 4 yr. ave. ²	Updated 4 yr. ave. ²
A	1,805	1,144	63.4%	59.5%	62.1%
B	1,430	840	58.7%	56.0%	56.8%
C	3,000	649	21.6%	13.8%	17.0%
D	3,680	1,226	33.3%	48.9%	44.6%
E	1,968	133	6.8%	-	6.5%* ³
F	250	17	6.8%	-	7.6% ³
Total	12,133	4,009	33%	32%	33%

¹ Only Permit Harvested Bear (NO Damage, LTH, or Ojibwe)

² Four-year success rates are based on 3 years of old zones and 1 year of new zones

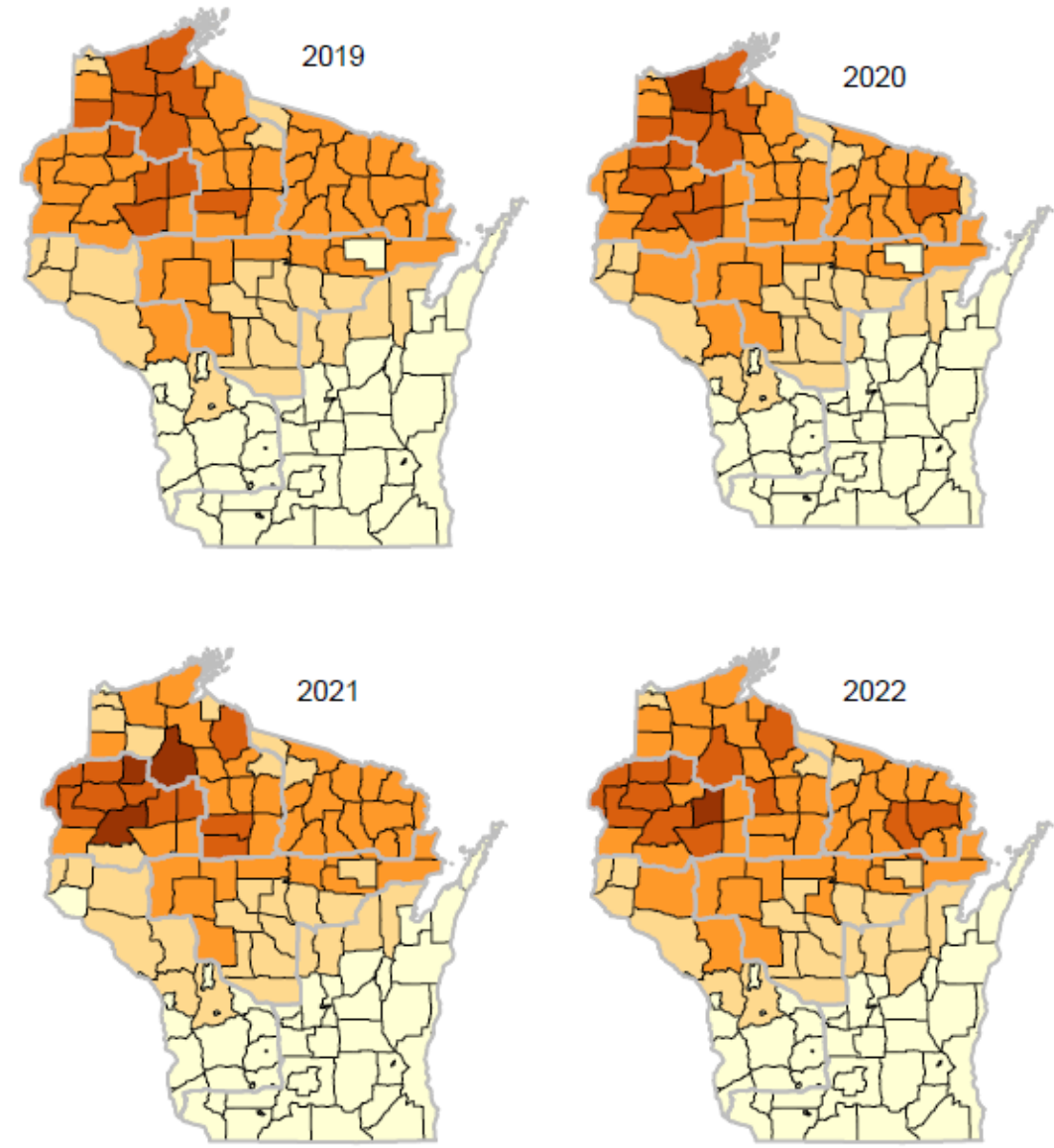
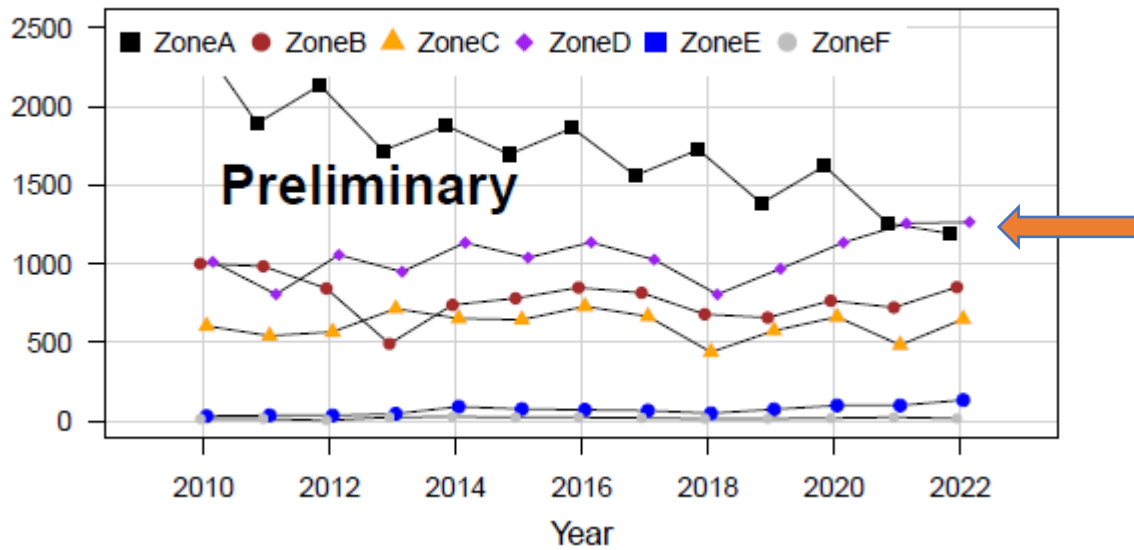
³ Two-year averages

Black Bear Harvest By County 2019-2022



Black Bear Harvest By GMU 2019-2022

Total Black Bear Harvest, by Zone, 2010-2022

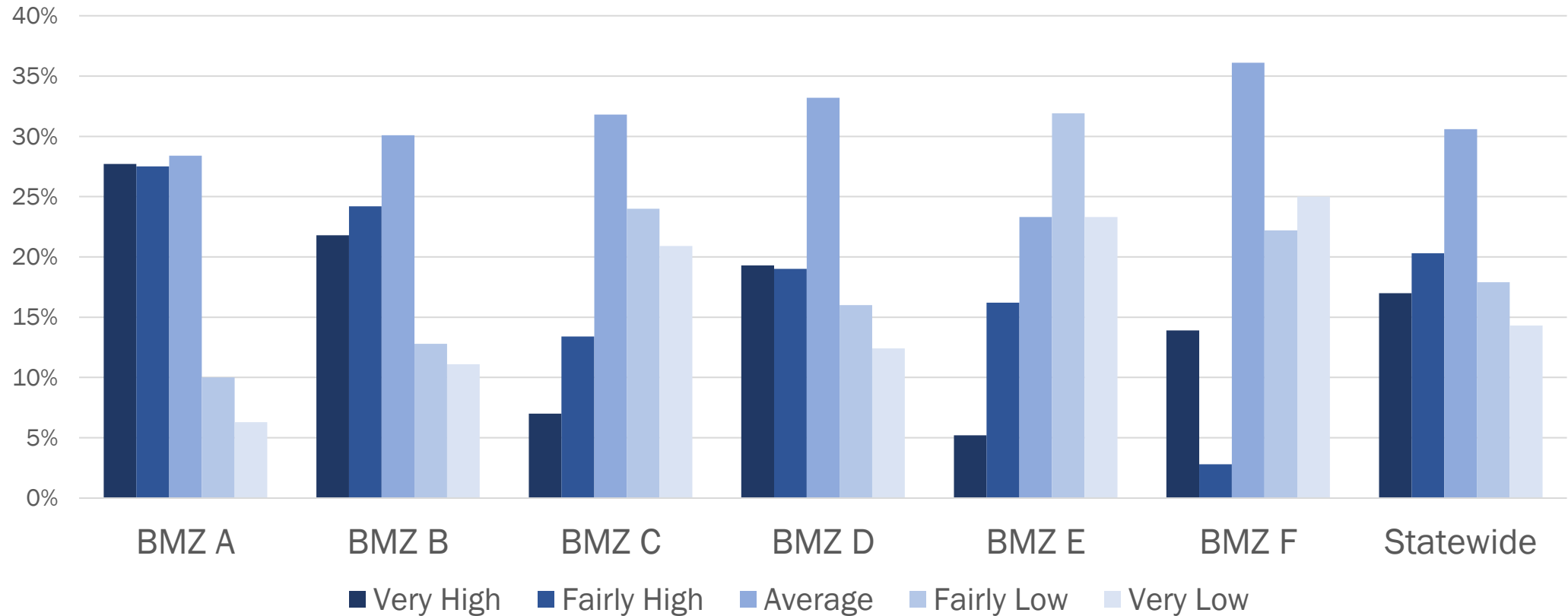


Percent of Total Harvest

- 0
- <0.5%
- 0.5-2%
- 2-3.5%
- 3.5% or more

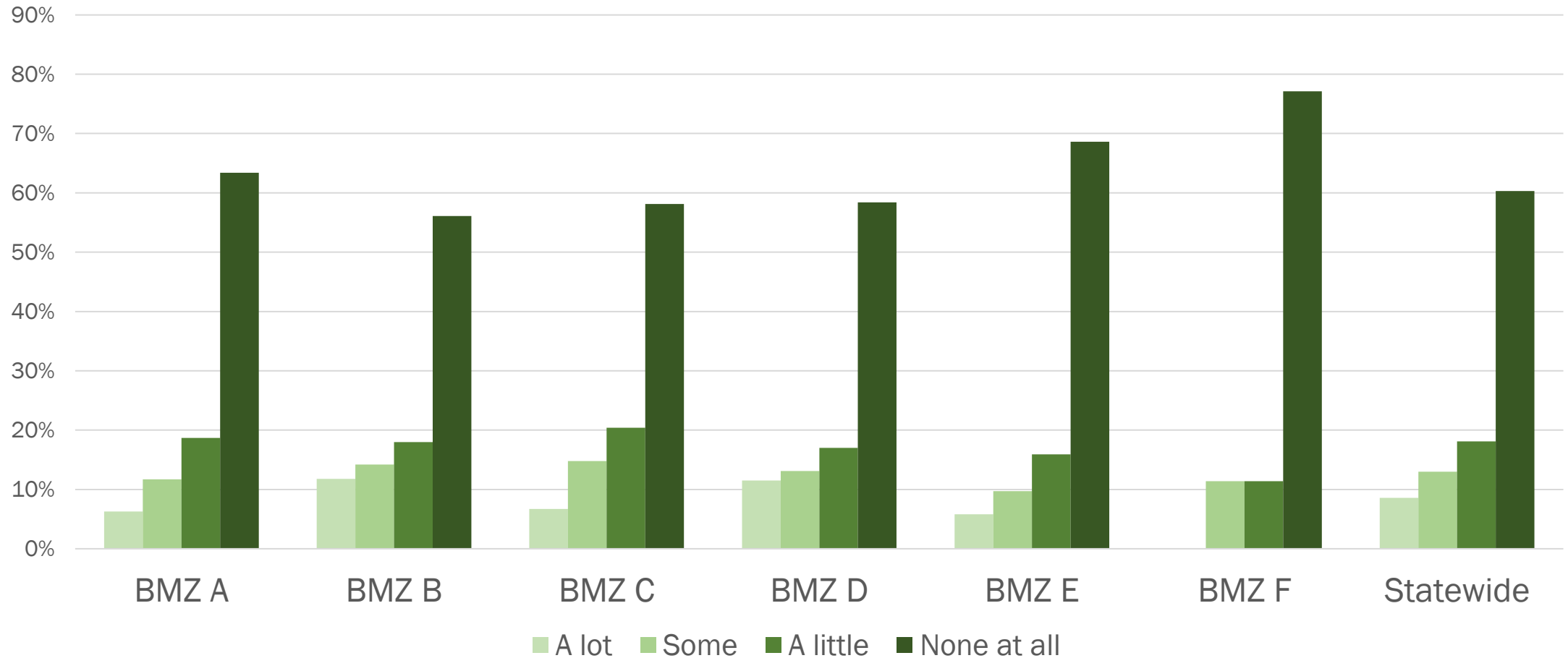
Bear Hunter Survey Highlights

Overall, how would you rate the **quality** of the black bear season?
*2021 season



Bear Hunter Survey Highlights

Overall, how much did other bear hunters **interfere** with your chance to bag a bear?
*2021 season



CONNECT WITH US

Randy Johnson

Randy.Johnson@wisconsin.gov



/WIDNR



@WIDNR



@WI_DNR

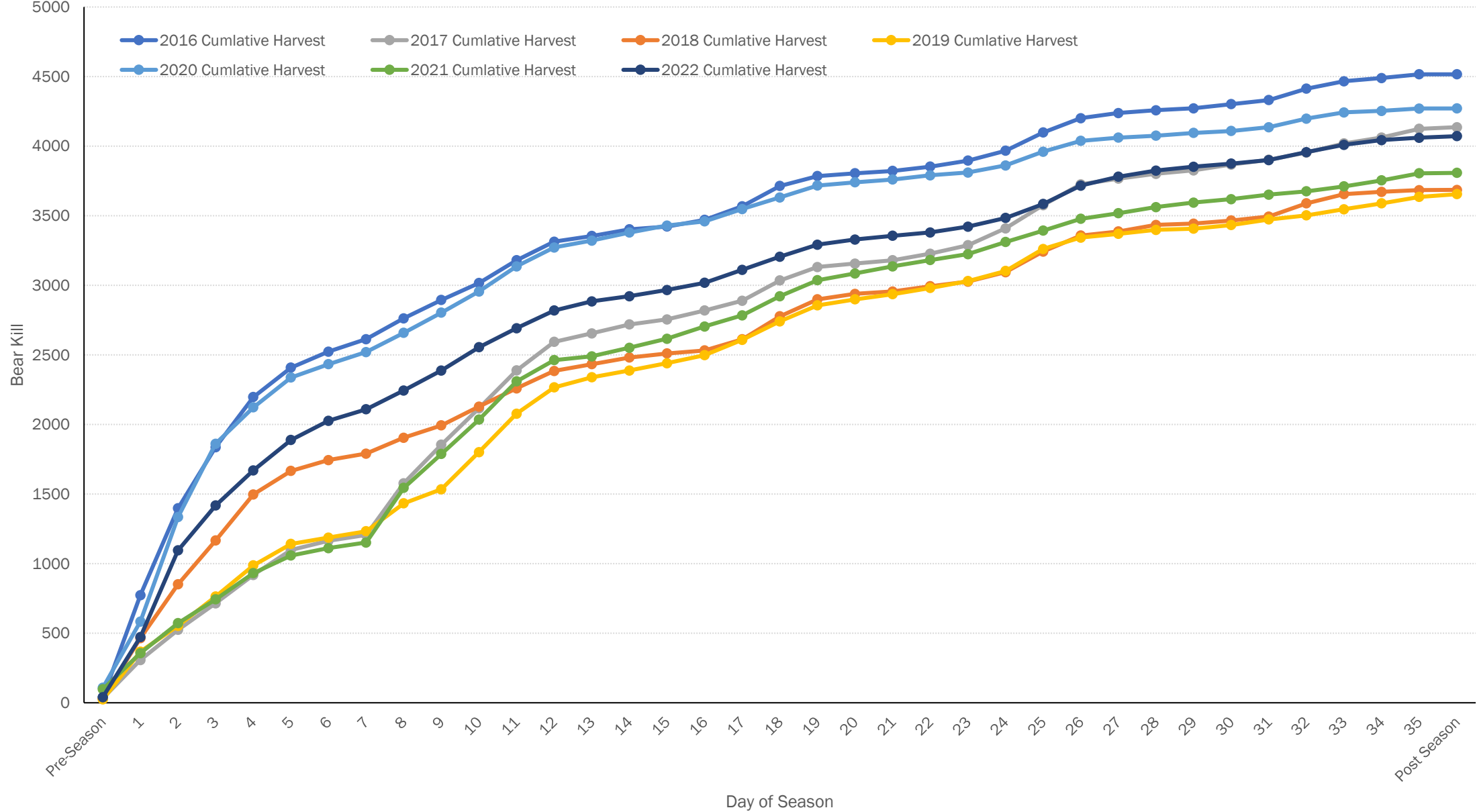


/WIDNRTV



"WILD WISCONSIN:
OFF THE RECORD"

Cumulative Bear Kill by Day of Season 2016-2022





Black Bear Research Update

Jennifer Price Tack, PhD

Bear research projects



Bear reproduction and diet study

Hair snare survey to estimate population size

Evaluation of bear abatement measures

Bear research projects



Bear reproduction and diet study

Project objectives

1. Estimate reproductive parameters to calibrate age-at-harvest model
 - bear litter sizes, cub survival rates, and litter frequency
2. Quantify the diet of bears to estimate proportional diet
 - Hair samples from 2019 hair snare survey and tooth samples from hunter-harvested bears
3. Quantify the diet of sows and their cubs to better understand potential linkages between diet and reproductive rates

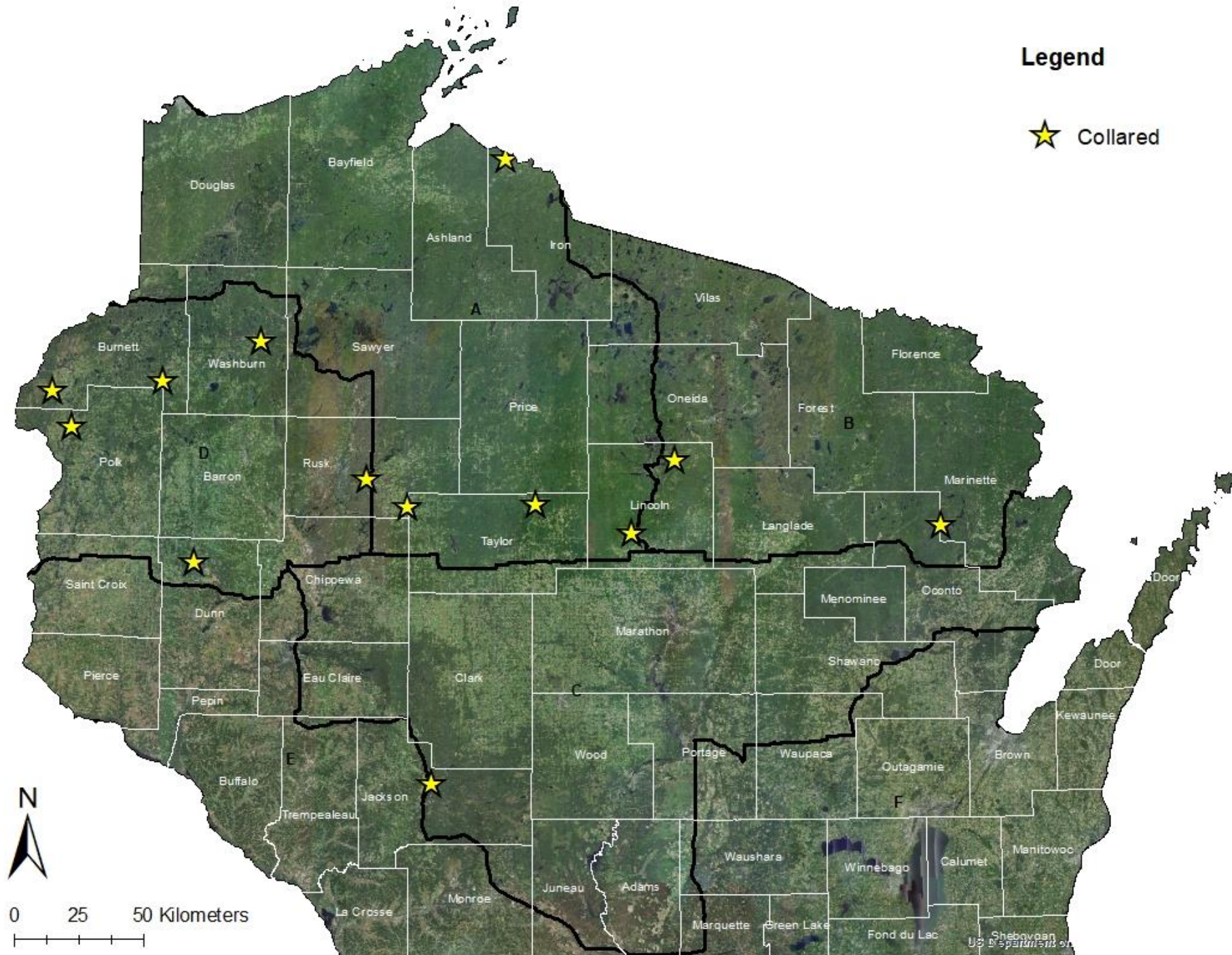
Den surveys

- Surveyed bears in 11 counties:
 - Burnett, Dunn, Iron, Jackson, Lincoln, Marathon, Marinette, Polk, Rusk, Taylor, Washburn
- Chemically immobilized bears at 16 den locations
- Collared 13 sows



Legend

★ Collared



Den surveys

Surveyed

- 15 adults (1 male, 14 females)
- 19 cubs
- 20 yearlings



Den surveys

- Cubs
 - 15 males, 4 females
- Cub count at den
 - 1 cub → 1 den
 - 2 cubs → 3 dens
 - 3 cubs → 4 dens



Den surveys

Yearling Count at Dens

- 1 yearling → 1 den
 - 2 yearlings → 1 den
 - 3 yearlings → 2 den
 - 4 yearlings → 3 dens
-
- 1 den with only 3 yearlings



Progress

- Hair and tooth samples sent to UW-Madison for diet analysis
- Will continue collaring efforts this winter

- Goal is to deploy 100 collars across bear range
 - 3 – 4 years more of collaring



95 F

16 Mar 2022 1:53:52 pm

North



Bear research projects



Hair snare survey to estimate population size

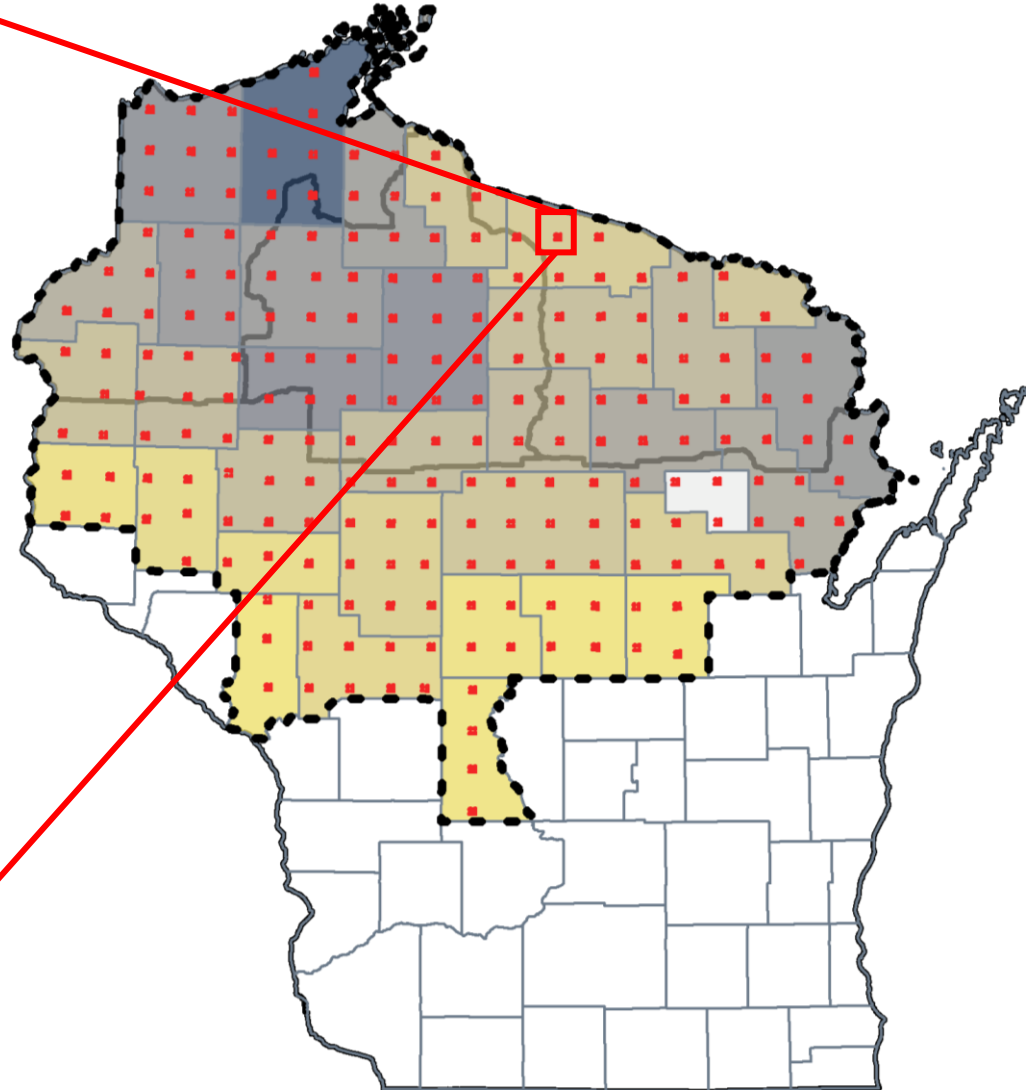
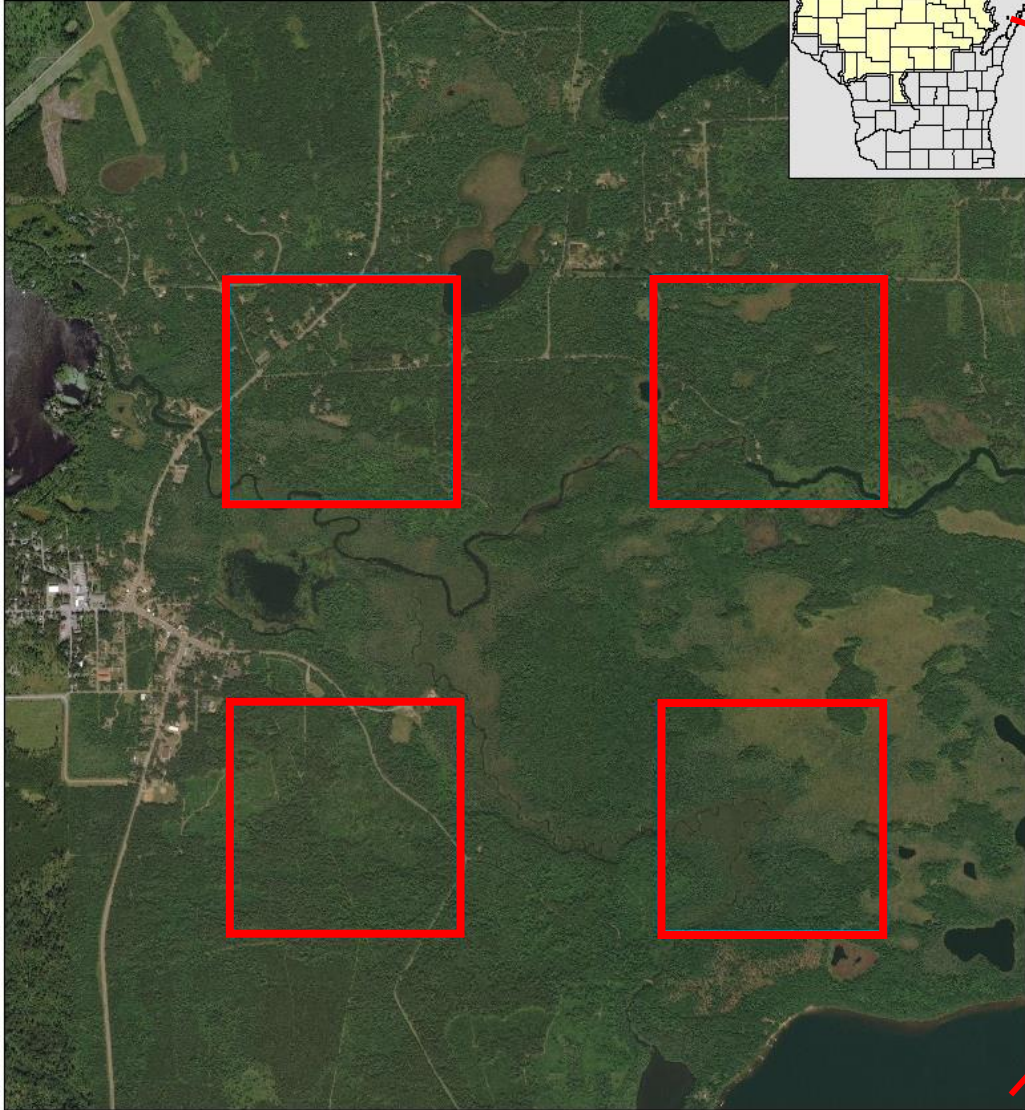
Hair snare survey to estimate bear abundance

- Produce independent estimates of bear abundance to update the age-at-harvest model



Bear Hair Snare Cluster ID: T42-R07

County: Vilas



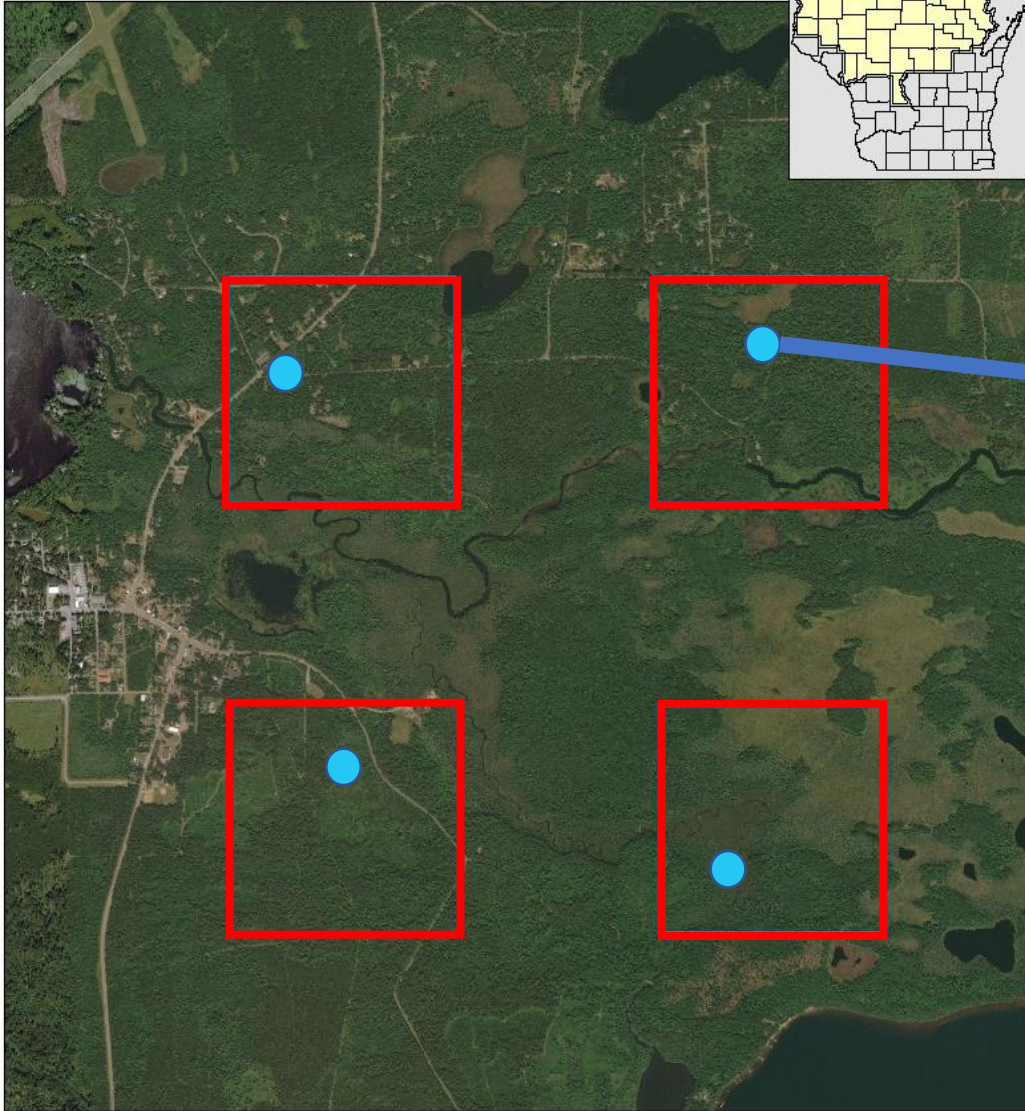
0 0.5 1 2 Km



Cluster ID = Township (T)_Range(R)
Site ID = Township#-Range#-Section#
White #'s = section #'s

Bear Hair Snare Cluster ID: T42-R07

County: Vilas



Between cluster distances = 19 km
Within cluster distances = 1 - 3 km

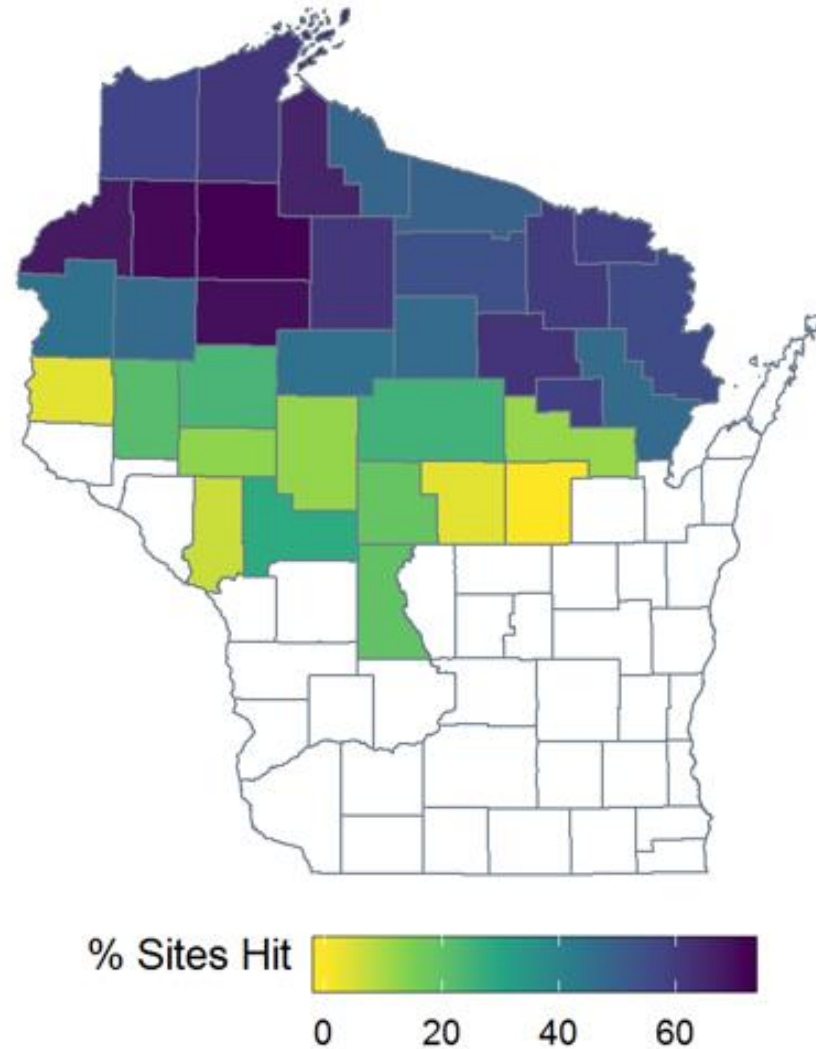


Cluster ID = Township (T)_Range(R)
Site ID = Township#-Range#-Section#
White #'s = section #'s

Statewide results

- 844 hair corrals set
- 73% sites hit
- 6,396 hair samples

- **2,160 individual bears**
 - 1,386 males
 - 774 females



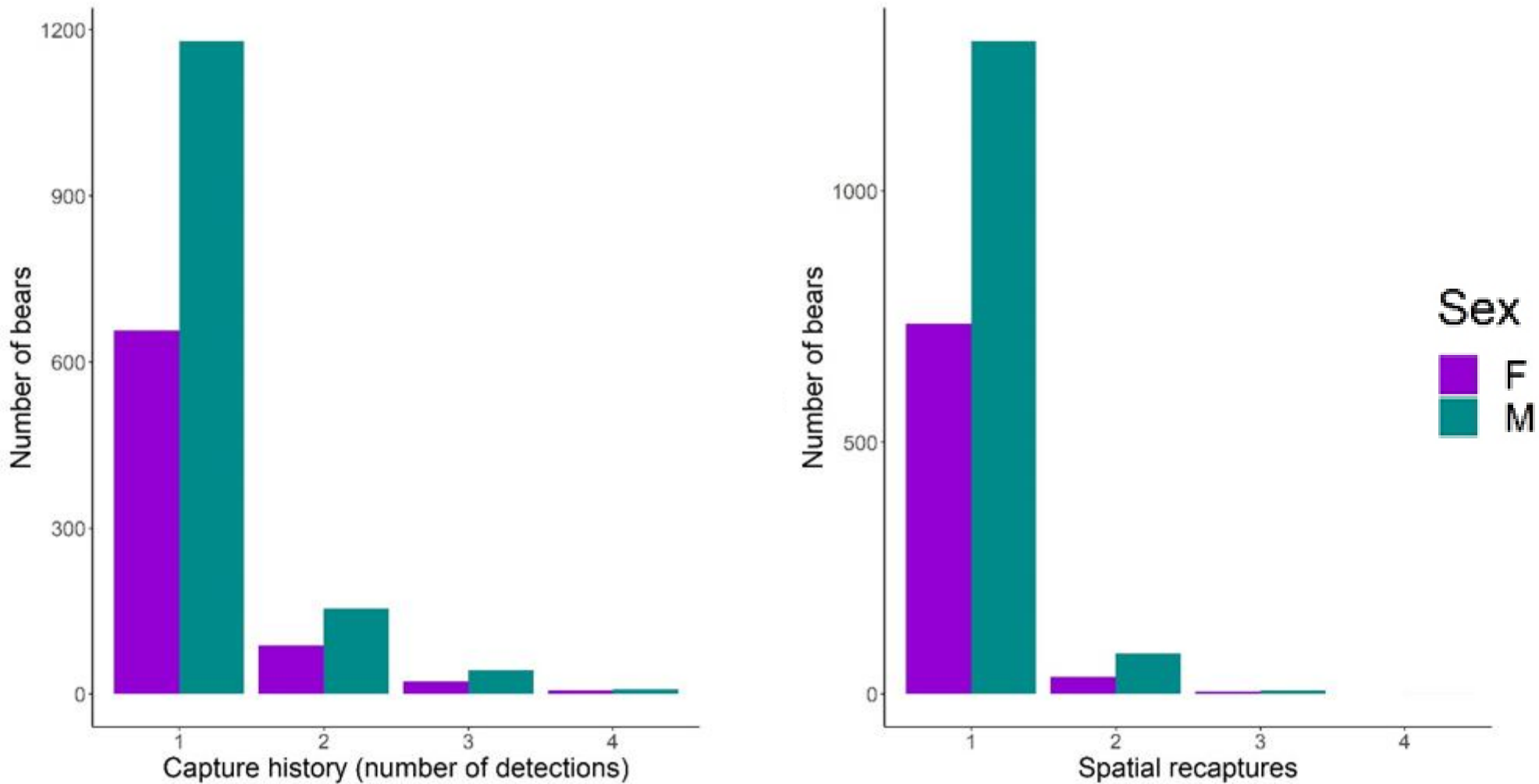


Figure 5. Capture history and spatial recaptures for 2160 (1386 M, 774 F) bears detected in Wisconsin using hair snares. Capture histories are the number of detections across the four sampling occasions. Spatial recaptures are detections at multiple hair snare locations.

What now?

- Genetic identification of tooth samples from hunter harvested bears



Bear research projects



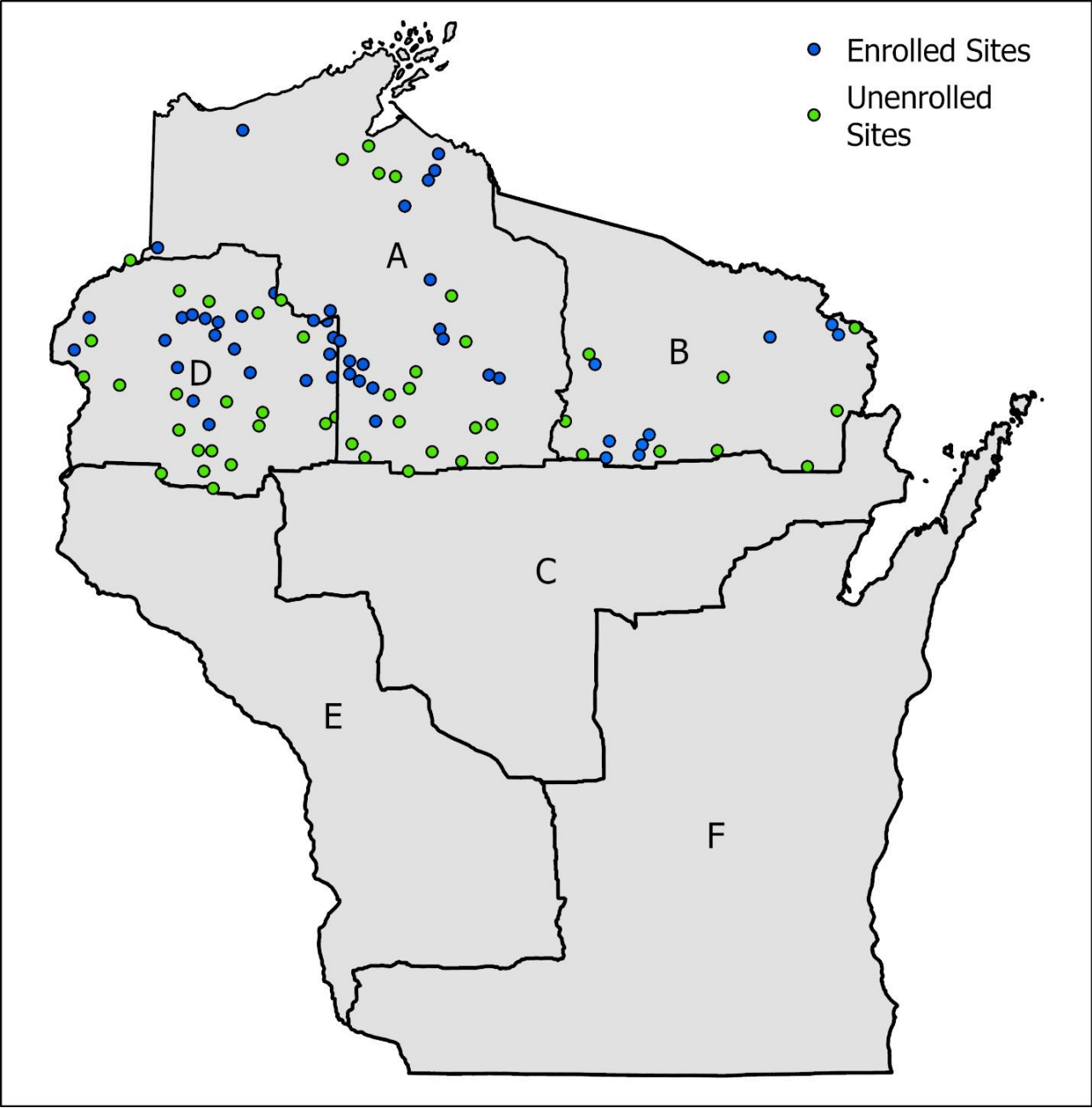
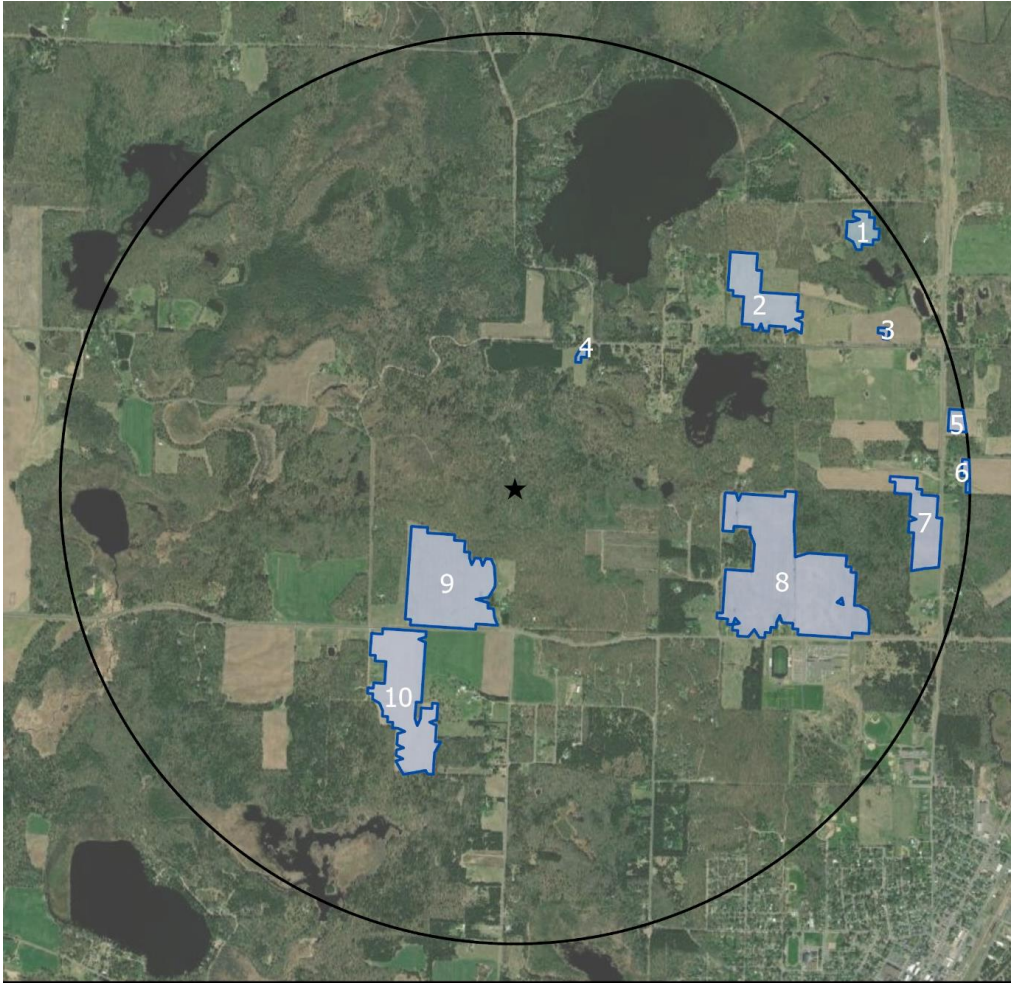
Evaluation of bear
abatement measures

Bear abatement

- Evaluate effectiveness of abatement measures for reducing damage to corn fields
 - Trap and translocate
 - Shooting permits
 - Combination
- How do landscape characteristics reduce or improve effectiveness?
- Do unenrolled fields near enrolled fields benefit from abatement?



Aerial surveys





Spread the word – the DNR is requesting den locations



MONITORING | WILDLIFE HABITAT

DNR ASKS PUBLIC TO REPORT BLACK BEAR DEN LOCATIONS

The Wisconsin Department of Natural Resources (DNR) encourages the public to report any black bear den locations they find across Wisconsin in order to help with an ongoing study on black bear reproduction.

TUE, 11/15/2022 - 09:01

[New research video](#)

[Site to report bear dens](#)

CONNECT WITH US

Jennifer Price Tack, PhD

Jennifer.pricetack@wisconsin.gov



/WIDNR



@WIDNR



@WI_DNR




/WIDNRTV



"WILD WISCONSIN:
OFF THE RECORD"






2022 Black Bear Conflict Program Summary



DNR Bear Advisory Committee Meeting
November 30, 2022
Mead Wildlife Area/Zoom Meeting



Take Away Messages:

-  Bear enrollments stable the past 3 years (Figure 1 and Table 1)
-  Decreasing trend in bear agriculture damage shooting permit issuance and harvest (Table 2)
-  Very efficient program
-  Some high-profile conflicts; Taylor County, Juneau County, Bayfield County, Waukesha/Racine Counties
-  Outreach efforts (Strategy C3); Bear Webinar, annual press release, increased social media, enrollment in [Bear Wise](#) ©. Planning to increase outreach efforts in 2023.

Supporting Information:

Figure 1. Bear Agricultural Damage Program Enrollments, All Types, Years 2013- 2022

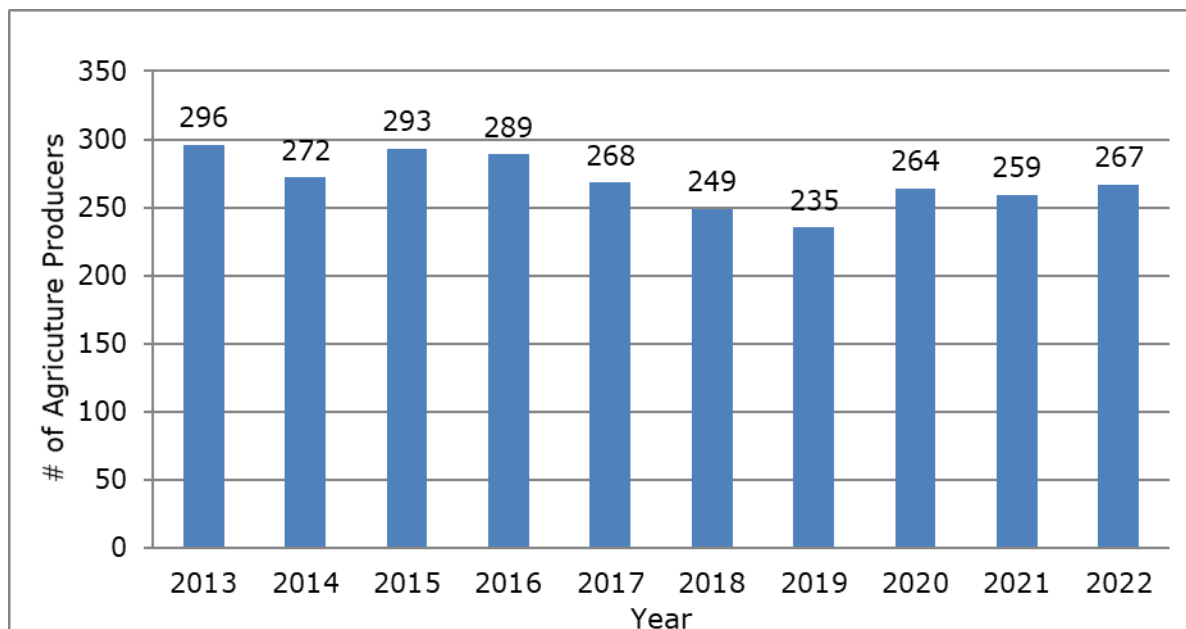


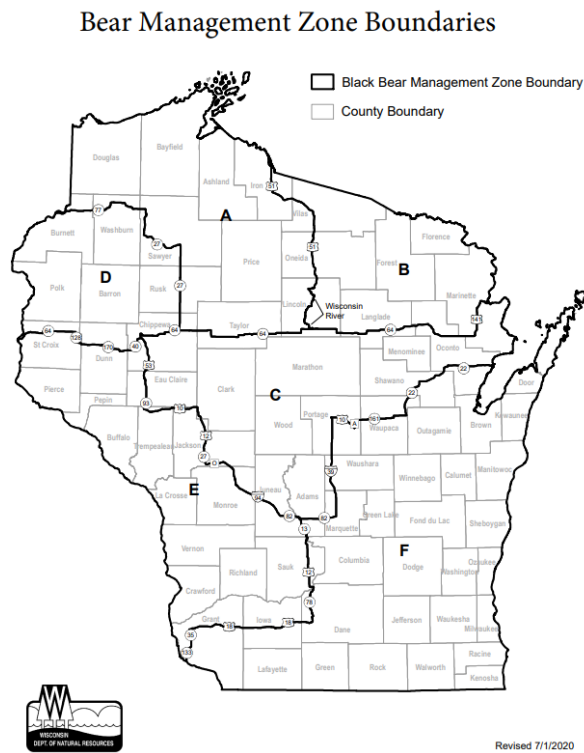
Table 1. Regular Bear Damage Enrollments, 2020 – 2022, Excludes Apiary Enrollments

	2020	2021	2022	Diff		2020	2021	2022	Diff
County Name	No. of Enrollments	No. of Enrollments	No. of Enrollments	2021 vs. 2022	County Name	No. of Enrollments	No. of Enrollments	No. of Enrollments	2021 vs. 2022
Rusk	22	26	26	0	Chippewa	2	2	1	-1
Sawyer	15	19	17	-2	Columbia	2		1	1
Burnett	8	11	10	-1	Dunn	3	1	1	0
Price	10	13	9	-4	Eau Claire	2	2	1	-1
Washburn	10	7	8	1	Green	1	1	1	0
Taylor	8	8	7	-1	Iron	1	1	1	0
Barron	8	6	6	0	Jackson	1	1	1	0
Polk	10	5	6	1	Lincoln	1	2	1	-1
Bayfield	3	2	4	2	Monroe	1	1	1	0
Outagamie		1	4	3	Oconto			1	1
Pierce	5	4	4	0	Vernon	1	1	1	0
Ashland	2	2	3	1	Buffalo	1			0
Langlade	3	4	3	-1	Forest	2	1		-1
Oneida	3	3	3	0	Green Lake	2	2		-2
Clark	3	4	2	-2	Iowa	2	1		-1
Douglas	2	1	2	1	Lafayette	1			0
Juneau		2	2	0	Portage	1			0
Marathon	5	2	2	0	Trempealeau		1		-1
Marinette	3	2	2	0	Waushara	1			0
St. Croix	2	1	2	1	Wood	2			0
Brown			1	1	Total	149	140	134	-6

Table 2. Agriculture Damage Bear Shooting Permit Issuance and Harvest by County 2020-2022

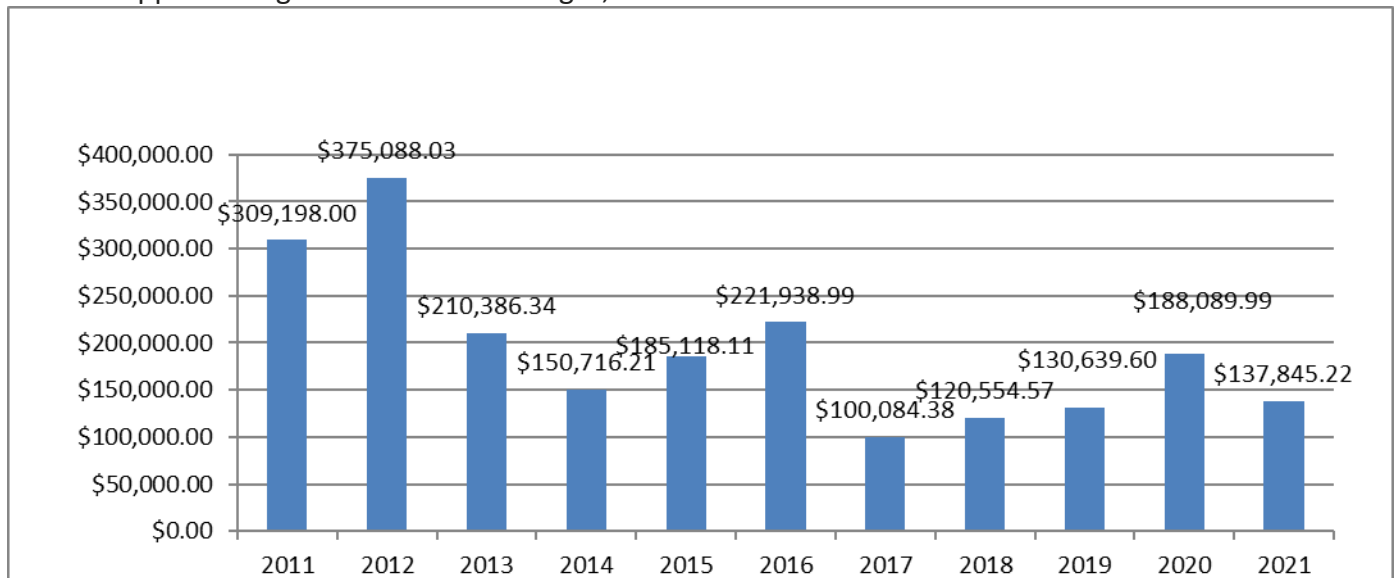
	2020	2020	2020	2021	2021	2021	2022	2022	2022
County Name	No. of Permits	Harvest	No. of Tags	No. of Permits	Harvest	No. of Tags	No. of Permits	Harvest	No. of Tags
Rusk	11	19	52	13	24	63	7	4	38
Sawyer	7	33	58	7	22	55	7	13	50
Burnett	6	9	27	7	9	35	8	13	45
Washburn	4	32	50	2	21	41	2	7	20
Polk	4	13	25	1	1	6	1	0	5
Barron	3	9	23	3	5	9	3	5	12
Price	2	1	3						
Buffalo	1		1						
Ashland	1	2	5						
Iron	1	6	10	1	12	13	1	9	10
Forest	1		2						
Bayfield	1		5						
Lincoln	1	4	5	2	3	7			
Taylor	1		1	2	1	6	1	0	5
Vernon	1		1						
Trempealeau				1		1			
Total	45	128	268	39	98	236	30	51	185

Table 3. 2022 Agriculture Damage and Nuisance Bear Shooting Permit Harvest by BMZ and County



	# of Bear Registered
Zone A	15
BURNETT	3
IRON	9
RUSK	2
SAWYER	1
Zone B	3
FOREST	3
Zone D	37
BARRON	7
BURNETT	10
CHIPPEWA	1
RUSK	2
SAWYER	12
WASHBURN	5
Zone E	1
ST CROIX	1
Grand Total	56

Table 4. Appraised Agricultural Bear Damages, Years 2011 - 2021



*2022 totals will be available in March 2023.

Below are the zone-specific population objectives, quotas, and license levels developed and proposed by the DNR Bear Advisory Committee on 11/30/2022. These will be presented to the Department's Wildlife Leadership Team for their consideration in the decision-making process. The Department's 2023 bear season recommendations will be presented to the Natural Resources Board in January 2023.

Bear Zone	Population Objective	Proposed 2023 Quotas	Proposed 2023 Licenses
A	Maintain/Increase	1,075	1,730
B	Maintain	850	1,495
C	Maintain	600	3,000
D	Decrease	1,800	4,035
E	Maintain	200	2,000
F	Allow local control	50	500
Total		4,575	12,760

Drafted by Randy Johnson, DNR Large Carnivore Specialist

12/2/2022