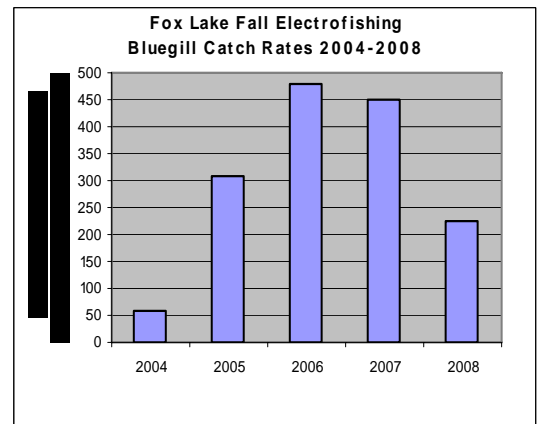
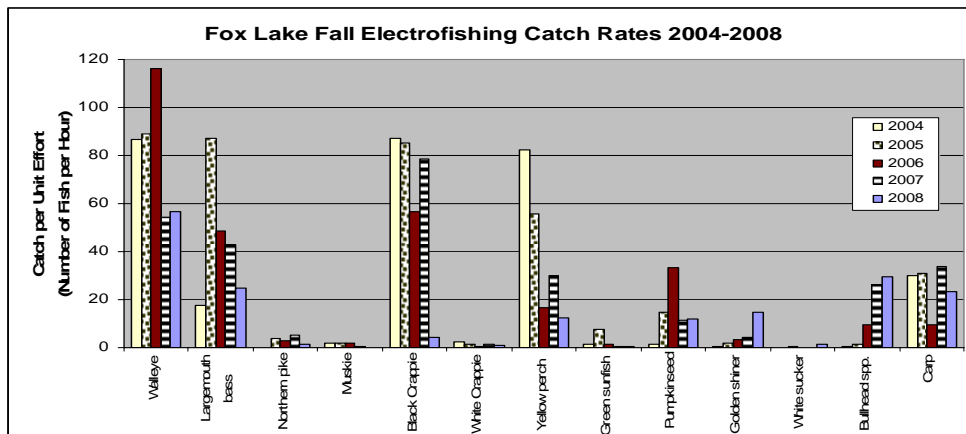


Fox Lake Fall Electrofishing Summary Report – 2008

Fall Electrofishing - Defined

Fall electrofishing was conducted on Fox Lake in Dodge County on October 6, 2008. Fall electrofishing is conducted using a large boom-shocker boat allowing for the collection of young-of-the-year (YOY) and adult bass and walleye that are often under-sampled by other gear types. In order to standardize fisheries data, total effort in the form of time spent shocking and/or miles of shoreline shocked is recorded. For this survey, the total effort expended was 2.08 hours and the following stations were sampled: 1.) Inlet of Cambria Creek south (25 minutes), 2.) North side of Chief Kuno Trail (20 minutes), 3.) South side of Chief Kuno Trail (20 minutes), 4.) South shore of The Jug to outlet (20 minutes), 5.) Elmwood Island (20 minutes), 6.) Green Bell tavern to Maple Point (20 minutes). Length measurements were taken from a subset of fish and all fish were returned to the lake. This report highlights the results of 2008 fall electrofishing with comparisons to previous fall surveys. Note: The 2008 flooding contributed to extremely poor water clarity and visibility during this survey. Compiled by: Laura Stremick-Thompson, DNR Fisheries Biologist, N7725 Hwy 28, Horicon WI 53032, 920.387.7876, Laura.StremickThompson@wisconsin.gov



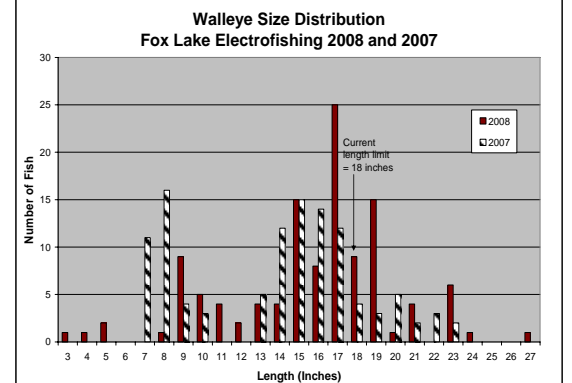
Gamefish Summary

Walleye

Abundance: 2008 Fall Electrofishing Catch = 118 fish total, or 56.7/hour
2007 Fall Electrofishing Catch = 111 fish total, or 54.1/hour

Size Structure: 2008 Length range = 3.8-27.0 inches
2006 Length range = 7.4-23.5 inches
2007 Average Length = 16.1 inches
2006 Average Length = 14.3 inches

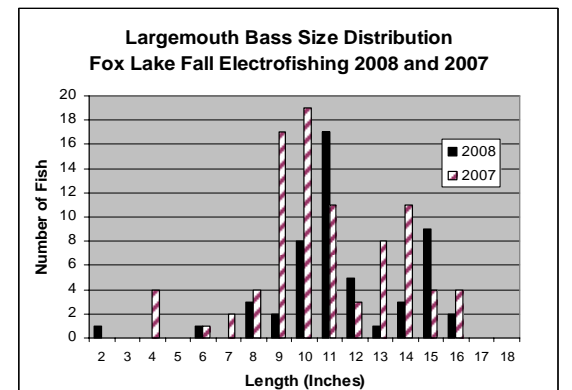
Walleye catch rates for 2008 fall electrofishing were 56.7/hour, comparable to 54.1/hr in 2007, but down from a high of 116.3/hr in 2006. The majority of walleye (42%) were between 15.0 and 17.9 inches in length. 31% of the walleye sampled were greater than 18 inches (legal harvestable size). The number of young-of-the-year (YOY) walleye under 10 inches was 6.7/hr, compared to 15.1/hr in 2007, 21.6/hr in 2006 and 5.3/hr in 2005 fall electrofishing. In 2008, DNR stocked 47,250 small fingerling (1-inch) walleye into Fox Lake. The Fox Lake Property Owners Group also stocked 16,500 large fingerling (6-inch) walleye in 2008.



Largemouth bass

Abundance: 2008 Fall Electrofishing Catch = 52 fish total, or 25/hour
2007 Fall Electrofishing Catch = 88 fish total, or 42.9/hour

Size Structure: 2008 Length range = 2.5-19.5 inches
2007 Length range = 4.2-16.9 inches
2008 Average length = 12.1 inches
2007 Average length = 11.2 inches



Largemouth bass catch rates for 2008 fall electrofishing were 25/hour, down from 42.9/hour in 2007, 48.6/hour in 2006 and a high of 87.4/hour in 2005. The majority of fish (48%) were between 10.0 and 11.9 inches in length. YOY fish abundance was low in 2008 and 2007.

Northern pike

Abundance: 2008 Fall Electrofishing Catch = 3 fish total or 1.4 fish/hour
2007 Fall Electrofishing Catch = 11 fish total or 5.4 fish/hour

Size Structure: 2008 Length Range = 29.4-32.2 inches
2007 Length Range = 21.8-30.2 inches
2008 Average Length = 30.8 inches
2007 Average Length = 26.2 inches

Electrofishing is not an effective method for sampling northern pike, as pike population data is best obtained using fyke nets set during spring spawning. In 2008, DNR stocked 7,500 small fingerling (3-inch) northern pike into Fox Lake. The Fox Lake Property Owners stocked 375 large fingerling (14-inch) northern pike in 2008.

Muskie

Abundance: 2008 Fall Electrofishing Catch = 0 fish total
2007 Fall Electrofishing Catch = 1 fish total or .49/hour

Size Structure: 2008 Length Range = N/A
2007 Length Range = N/A
2008 Average Length = N/A
2007 Average Length = 36.2 inches

DNR has not stocked muskies into Fox Lake since 2001. No YOY were sampled.

Panfish Summary

The panfish community in Fox Lake is composed primarily of black crappie and bluegill, as well as smaller populations of white crappie, bluegill, and yellow perch. Other panfish species present include pumpkinseed and green sunfish.

Bluegill

Abundance: 2008 Fall Electrofishing Catch = 470 fish total, 226/hour
2007 Fall Electrofishing Catch = 920 fish total, 449/hour

Size Structure: 2008 Length range = 1.6-7.5 inches
2007 Length range = 1.7-7.8 inches
2008 Average length = 5.1 inches
2007 Average length = 5.4 inches

Length measurements were taken on 437 of the total 470 bluegill sampled, of which 34% were greater than 6 inches in length. The majority of bluegill measured (78%) were between 4.0 and 6.9 inches in length.

Yellow perch

Abundance: 2008 Fall Electrofishing Catch = 26 fish total, 12.5/hour
2007 Fall Electrofishing Catch = 61 fish total, 29.8/hour

Size Structure: 2008 Length range = 2.4-8.8 inches
2007 Length range = 2.6-9.9 inches
2008 Average length = 4.4 inches
2007 Average length = 5.9 inches

Yellow perch catch rates in 2008 were low at 12.5/hour, but fit the typical overall low and fluctuating catch rates of 29.8/hour in 2007, 16.8/hour in 2006 and 55.7/hour in 2005.

Black crappie

Abundance: 2008 Fall Electrofishing Catch = 9 fish total, 4.3/hour
2007 Fall Electrofishing Catch = 178 fish total, 85.4/hour

Size Structure: 2008 Length range = 4.6-10.7 inches
2007 Length range = 4.9-10.5 inches
2008 Average length = 6.1 inches
2007 Average length = 8.1 inches

Black crappie abundance was extremely low in 2008 fall electrofishing.

White crappie

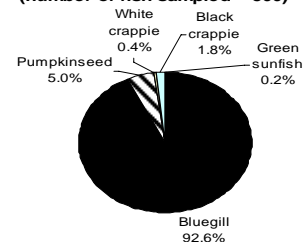
Abundance: 2008 Fall Electrofishing Catch = 2 fish total, .96/hour
2007 Fall Electrofishing Catch = 3 fish total, 1.5/hour

Size Structure: 2008 Length range = 2.5-9.4 inches
2007 Length range = 8.8-10.0 inches
2008 Average Length = 6.0 inches
2007 Average Length = 9.2 inches

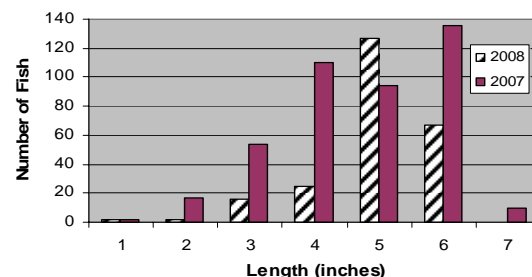
Other Species

Other species sampled during 2008 fall electrofishing included: pumpkinseed, green sunfish, golden shiner, common carp, and yellow and brown bullhead. 2008 bullhead catch rates were 29.3/hour with lengths between 8.8-12.7 inches. 2008 carp catch rates were 23.1/hour compared to 33.7/hr in 2007, 9.6/hr in 2006 and 30.7/hr in 2005.

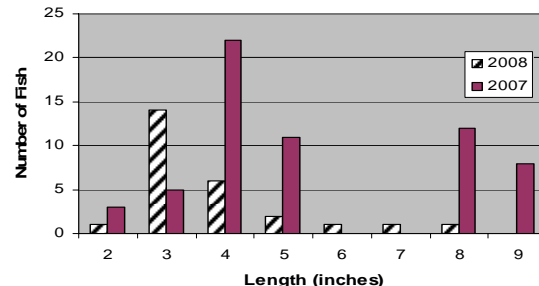
**Panfish Relative Abundance
Fox Lake Fall Electrofishing 2008
(number of fish sampled = 500)**



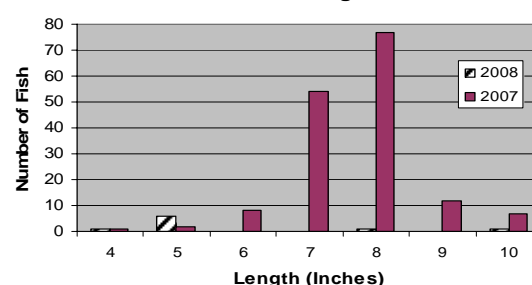
**Bluegill Size Distribution
Fox Lake Fall Electrofishing 2008 and 2007**



**Yellow Perch Size Distribution
Fox Lake Fall Electrofishing 2008 and 2007**



**Black Crappie Size Distribution
Fox Lake Fall Electrofishing 2008 and 2007**



**Other Species Relative Abundance Fox
Lake Fall Electrofishing 2008
(number of fish sampled = 139)**

