



Hartman Creek State Park

DEER HUNTING 2009

1. **NOVEMBER 21-29, 2009.** The late bow deer season, November 30 - January 3, is also open in the park (in the same area as the regular deer gun "OPEN" areas).
2. All hunters must meet the blaze orange requirements.
3. Park admission stickers are required on vehicles. If the office is closed, self-register by the walk-in entrance in the yellow box at the office.
4. Areas of the park will be posted as "closed" areas. Hunters must contact park employees if a wounded deer goes into a closed area. They then may assist the hunter in recovering the deer.
5. Your guns must be encased and unloaded in the "closed" areas of the park.
6. See the *2009 Deer Hunting Regulations* pamphlet for current baiting restrictions. Waupaca County is a herd control unit for 2009.
7. Waupaca County is shotgun use only. Portage County is rifle use. (Part of the park open for hunting is in Portage County.) See the map on the back side of this page.
8. Tree stands and ground blinds must be portable, removed from the hunting area each day and not damage trees. (Screw-in pegs are not allowed).
9. The park is located in Deer Management Unit 65B. **No** other wildlife may be hunted in the park other than deer.
10. Disabled hunters must contact the office two weeks before the season for special requests.

The Wisconsin Department of Natural Resources provides equal opportunity in its employment, programs, services, and functions under an Affirmative Action Plan. If you have any questions, please write to Equal Opportunity Office, Department of Interior, Washington, D.C. 20240.

This publication is available in alternative format (large print, Braille, audiotape, etc.) upon request. Please call (608) 266-0866 for more information.

Hartman Creek State Park
N2480 Hartman Creek Rd.
Waupaca WI 54981-9727
Phone (715) 258-2372

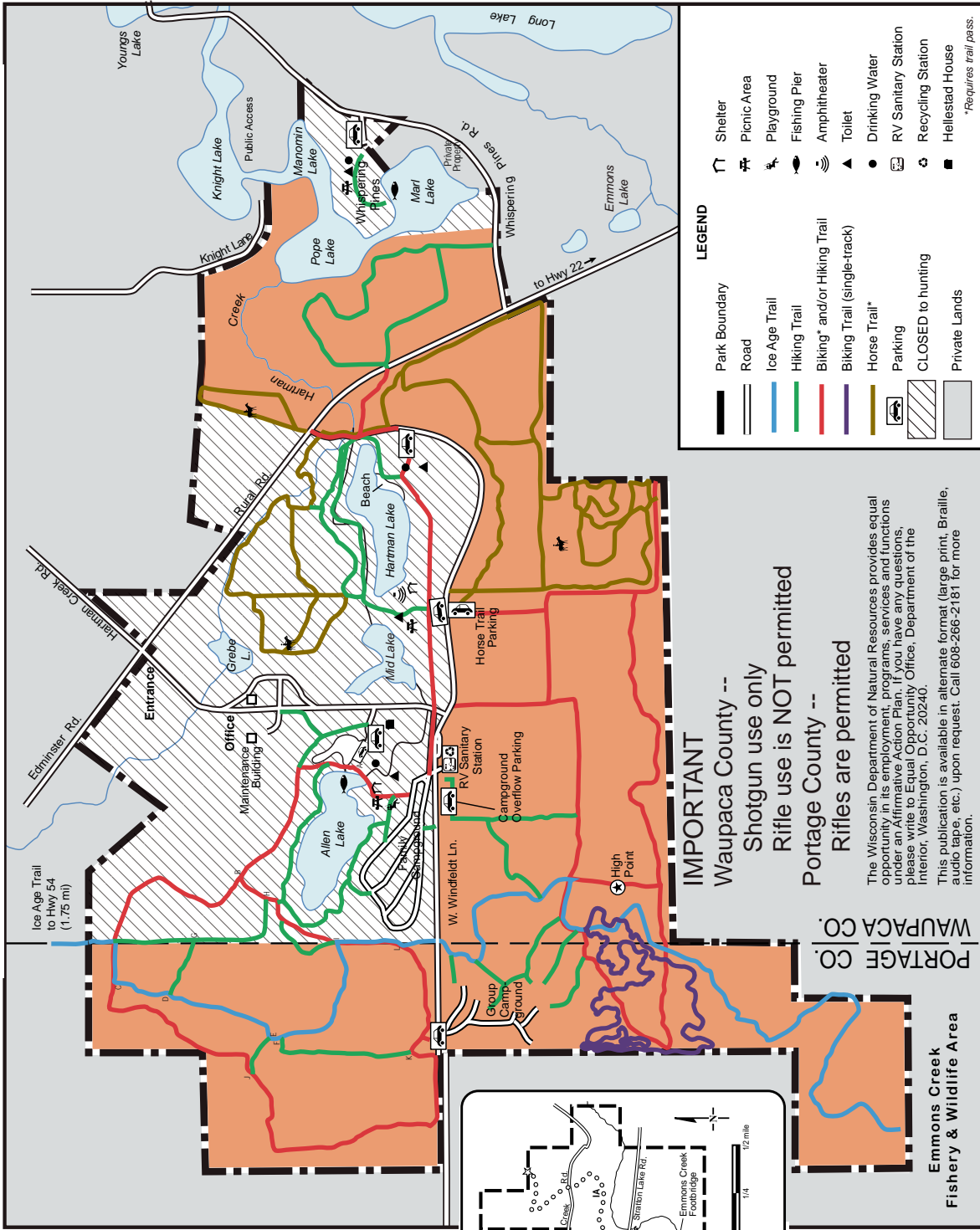
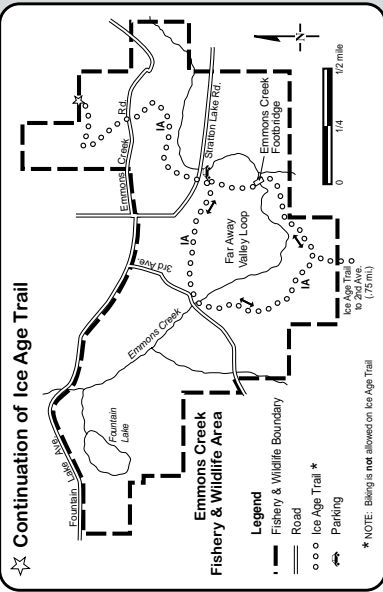
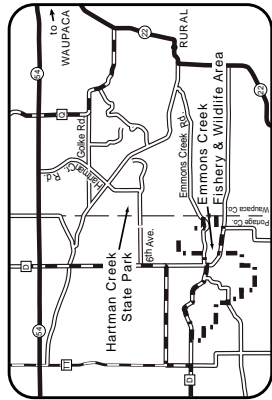


Hartman Creek State Park

2009 Hunting Areas for Deer Gun and Late Bow Season ONLY (About 700 Acres)

Gun November 21 through November 29 Bow November 30 through January 3

Your gun must be encased and unloaded in the "closed" area of the park (see map).



LEGEND

	Park Boundary		Shelter
	Road		Picnic Area
	Ice Age Trail		Playground
	Hiking Trail		Fishing Pier
	Biking* and/or Hiking Trail		Amphitheater
	Biking Trail (single-track)		Toilet
	Horse Trail*		Drinking Water
	CLOSED to hunting		RV Sanitary Station
	Private Lands		Recycling Station
			Hellested House

*Requires trail pass.

IMPORTANT
 Waupaca County --
 Shotgun use only
 Rifle use is NOT permitted

Portage County --
 Rifles are permitted

The Wisconsin Department of Natural Resources provides equal opportunity in its employment, programs, services and functions under an Affirmative Action Plan. If you have any questions, please write to Equal Opportunity Office, Department of the Interior, Washington, D.C. 20240.

This publication is available in alternate format (large print, Braille, audio tape, etc.) upon request. Call 608-266-2181 for more information.

